

Eco system

Eco system



Eco system



Eco system (windows)

- 1 Fixed elements
- 2 Opening elements
- 3 Composed elements
- 4 Connections within the system

Eco system (doors)

- 5 Inward opening
- 6 Outward opening

Eco system Automatic Sliding Door

Eco system Swing Door

Eco system Anti-burglary Proof (Eco system-AP)

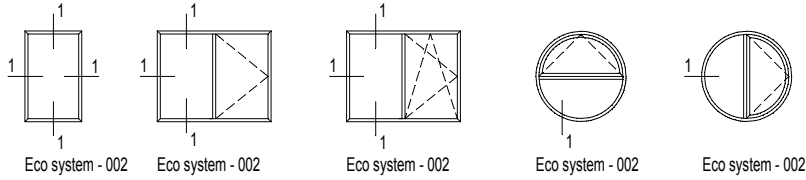
Connections with other systems

Eco system (windows)

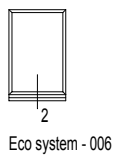


1 Fixed elements

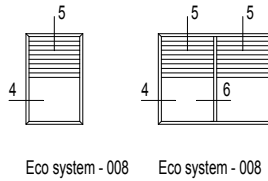
Outer frames



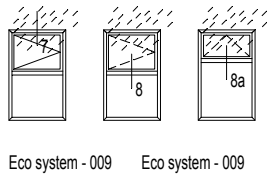
Window sills



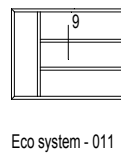
Shutter guide



Drip cap

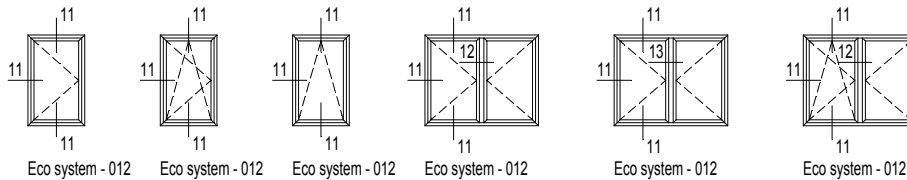


Division in fixed frame

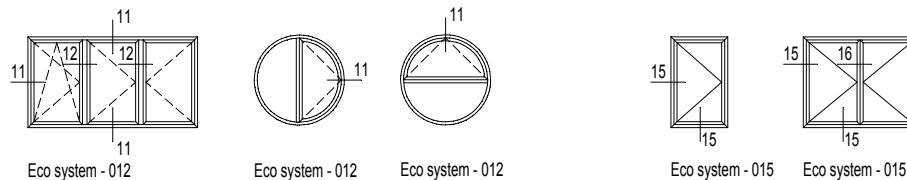


2 Opening elements

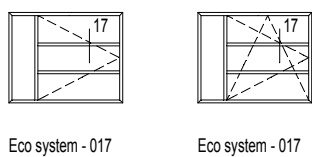
Inward opening windows



Outward opening windows



Division in window vent

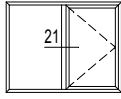


Eco system

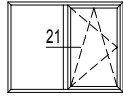


3 Composed elements

Transom-mullion

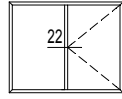


Eco system - 018

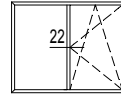


Eco system - 018

Transom-mullion Reinforced

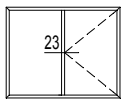


Eco system - 020

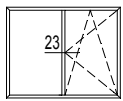


Eco system - 020

Reinforcement profile

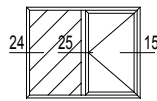


Eco system - 022



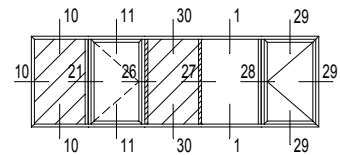
Eco system - 022

Outer frames / Transom-mullion



Eco system - 026

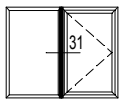
Changeover profile outside glazing



Eco system - 028

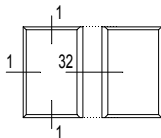
4 Connections within the system

In the same plane

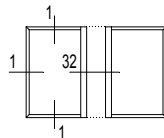


Eco system - 030

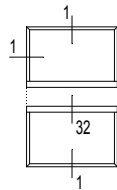
Dilatation



Eco system - 031

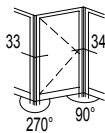


Eco system - 031

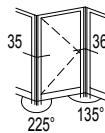


Eco system - 031

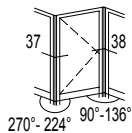
Corner profiles



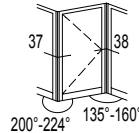
Eco system - 032



Eco system - 034

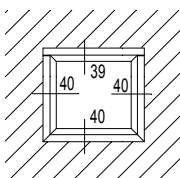


Eco system - 035

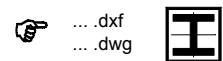
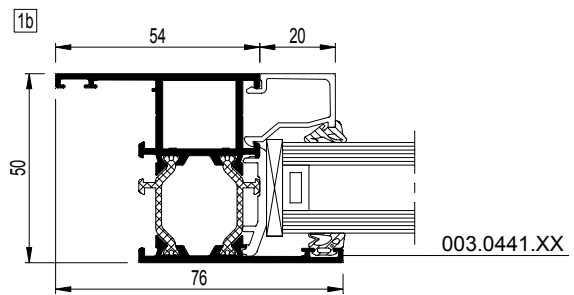
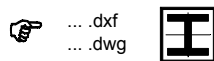
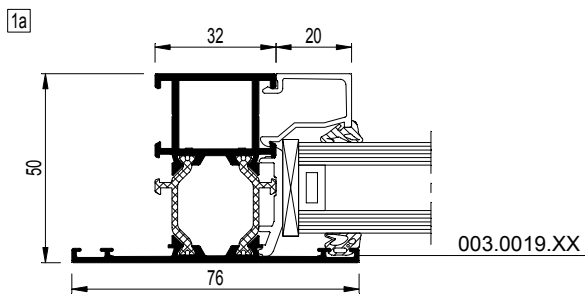
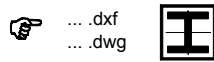
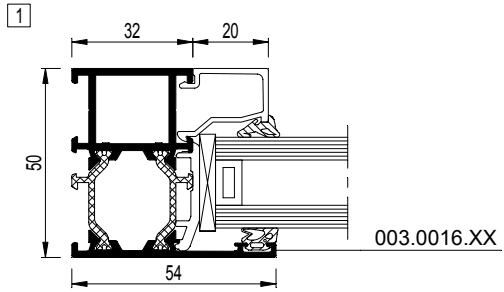
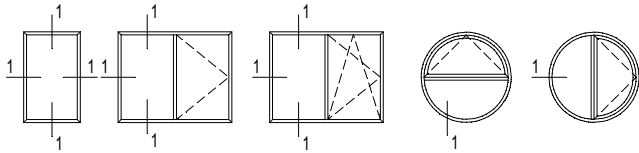


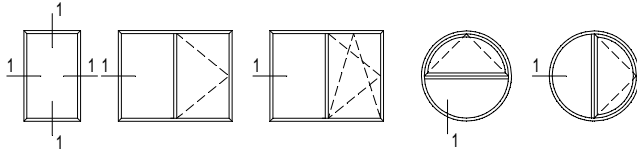
Eco system - 036

Corner profiles

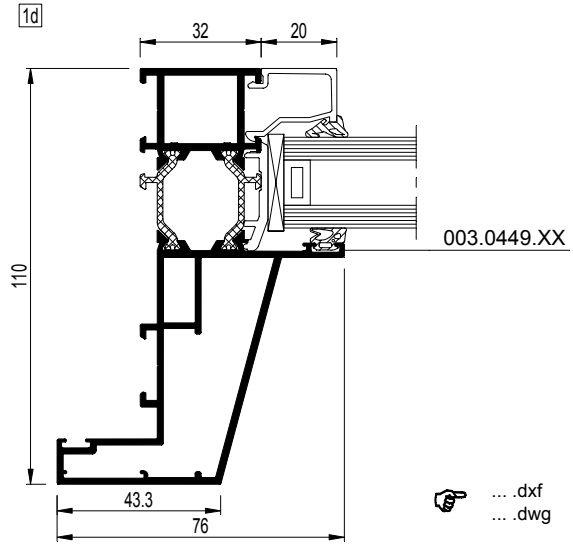
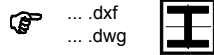
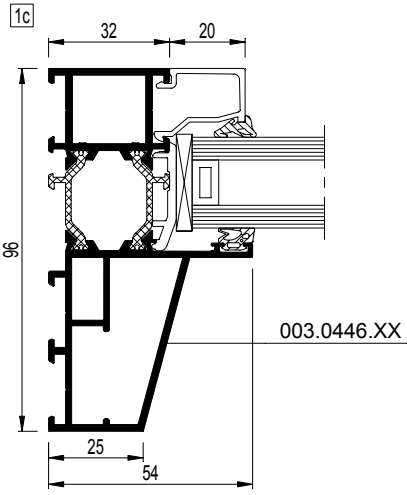
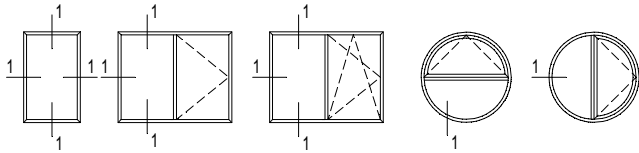


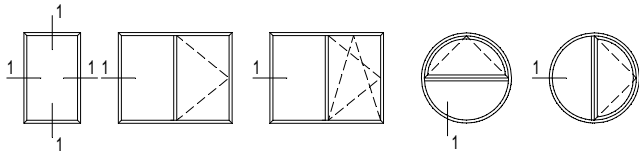
Eco system - 037





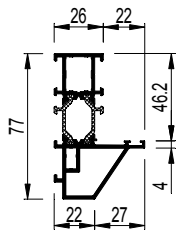
<p>003.0036.XX</p> <p>$I_x = 8.241 \text{ cm}^4$</p> <p>1 Eco system-001001.dxf Eco system-001001.dwg</p>	<p>003.0016.XX</p> <p>$I_x = 9.413 \text{ cm}^4$</p> <p>1 Eco system-001002.dxf Eco system-001002.dwg</p>	<p>003.0025.XX</p> <p>$I_x = 12.815 \text{ cm}^4$</p> <p>1 Eco system-001003.dxf Eco system-001003.dwg</p>
<p>003.0013.XX</p> <p>$I_x = 9.546 \text{ cm}^4$</p> <p>1a Eco system-001004.dxf Eco system-001004.dwg</p>	<p>003.0019.XX</p> <p>$I_x = 10.819 \text{ cm}^4$</p> <p>1a Eco system-001005.dxf Eco system-001005.dwg</p>	<p>003.0014.XX</p> <p>$I_x = 14.300 \text{ cm}^4$</p> <p>1a Eco system-001006.dxf Eco system-001006.dwg</p>
<p>003.0442.XX</p> <p>$I_x = 9.997 \text{ cm}^4$</p> <p>1b Eco system-001007.dxf Eco system-001007.dwg</p>	<p>003.0441.XX</p> <p>$I_x = 11.100 \text{ cm}^4$</p> <p>1b Eco system-001008.dxf Eco system-001008.dwg</p>	<p>003.0451.XX</p> <p>$I_x = 14.497 \text{ cm}^4$</p> <p>1b Eco system-001009.dxf Eco system-001009.dwg</p>





103.0804.XX

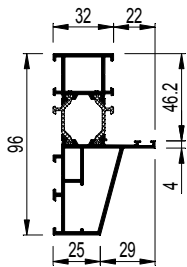
$I_x = 20.242 \text{ cm}^4$



1c Eco system-001013.dxf
 Eco system-001013.dwg

003.0446.XX

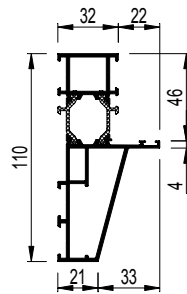
$I_x = 40.534 \text{ cm}^4$



1c Eco system-001010.dxf
 Eco system-001010.dwg

003.0447.XX

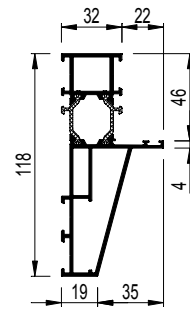
$I_x = 55.243 \text{ cm}^4$



1c Eco system-001011.dxf
 Eco system-001011.dwg

003.0448.XX

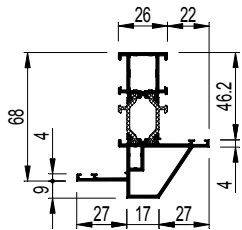
$I_x = 65.586 \text{ cm}^4$



1c Eco system-001012.dxf
 Eco system-001012.dwg

103.0805.XX

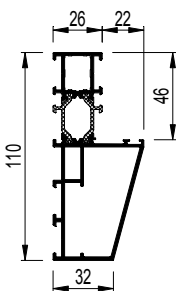
$I_x = 22.316 \text{ cm}^4$



1c Eco system-001014.dxf
 Eco system-001014.dwg

103.0448.XX

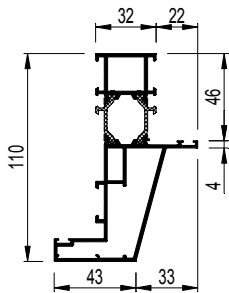
$I_x = 55.340 \text{ cm}^4$



1c Eco system-001016.dxf
 Eco system-001016.dwg

003.0449.XX

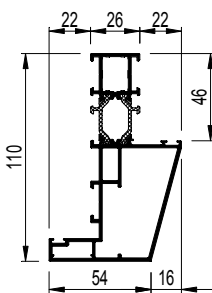
$I_x = 69.731 \text{ cm}^4$



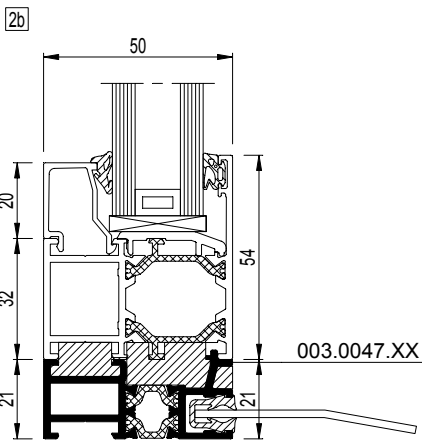
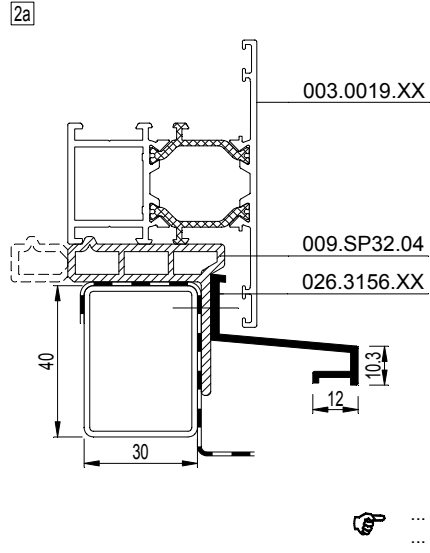
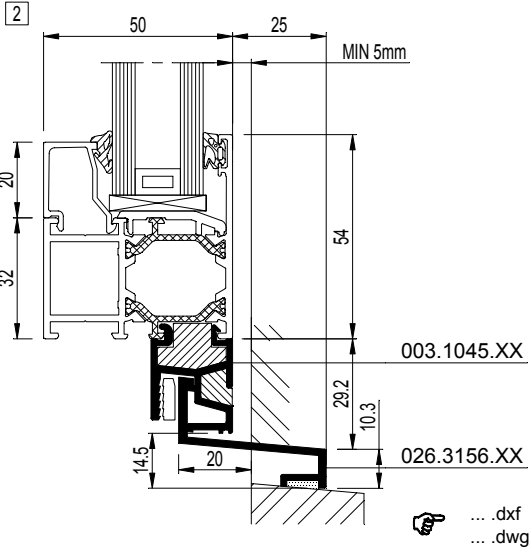
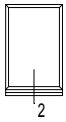
1d Eco system-001015.dxf
 Eco system-001015.dwg

103.0449.XX

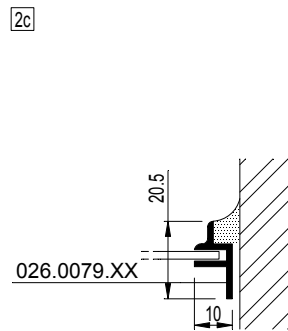
$I_x = 69.356 \text{ cm}^4$



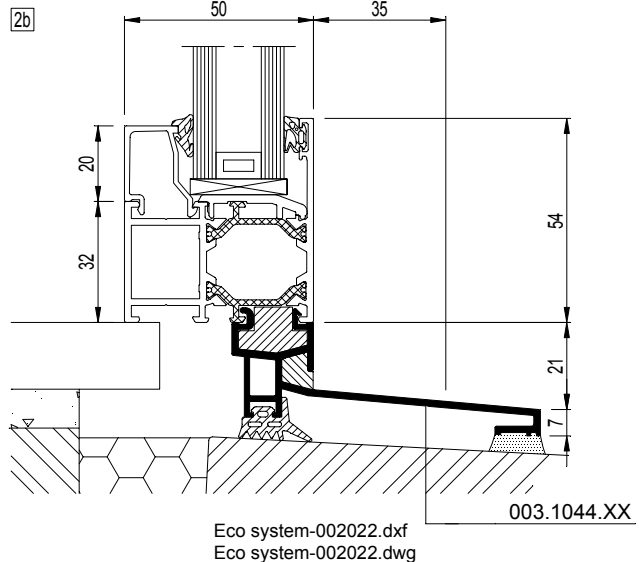
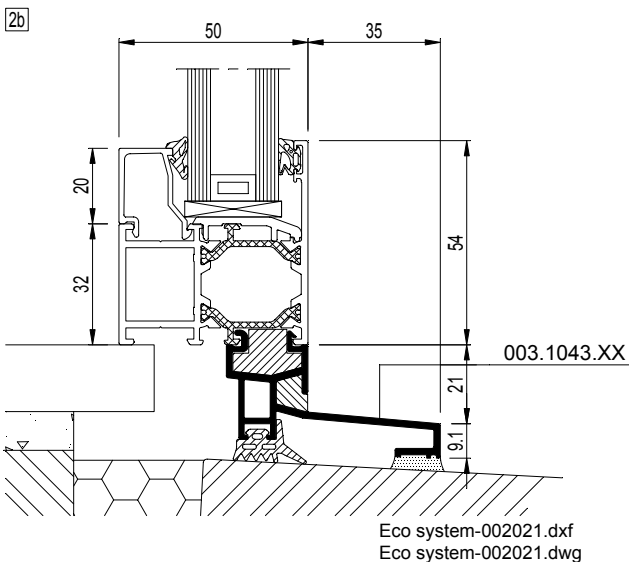
1d Eco system-001017.dxf
 Eco system-001017.dwg

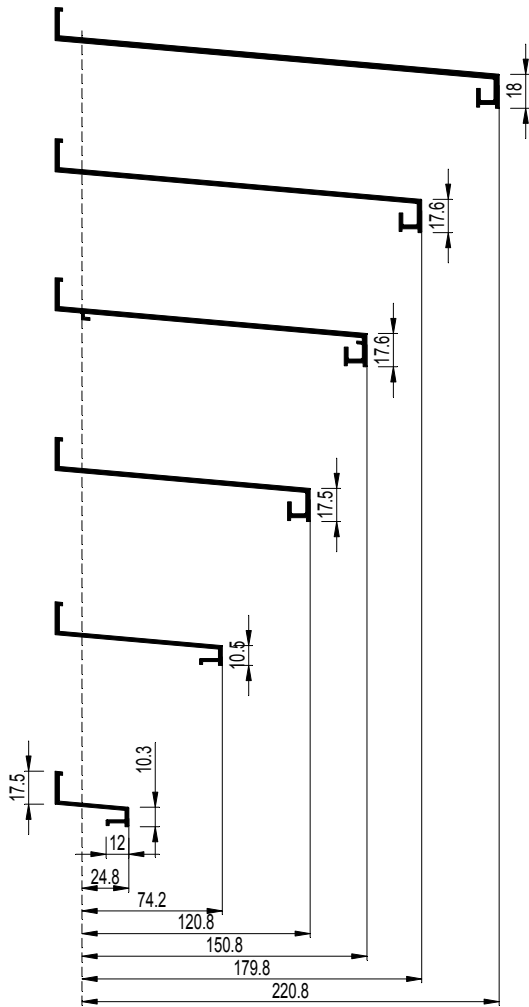
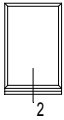


Eco system-002020.dxf
 Eco system-002020.dwg



Eco system-002023.dxf
 Eco system-002023.dwg





2 Eco system-002006.dxf
 Eco system-002006.dwg
026.3159.XX

2a Eco system-002015.dxf
 Eco system-002015.dwg

2 Eco system-002005.dxf
 Eco system-002005.dwg
026.3158.XX

2a Eco system-002014.dxf
 Eco system-002014.dwg

2 Eco system-002004.dxf
 Eco system-002004.dwg
026.3166.XX

2a Eco system-002013.dxf
 Eco system-002013.dwg

2 Eco system-002003.dxf
 Eco system-002003.dwg
026.3157.XX

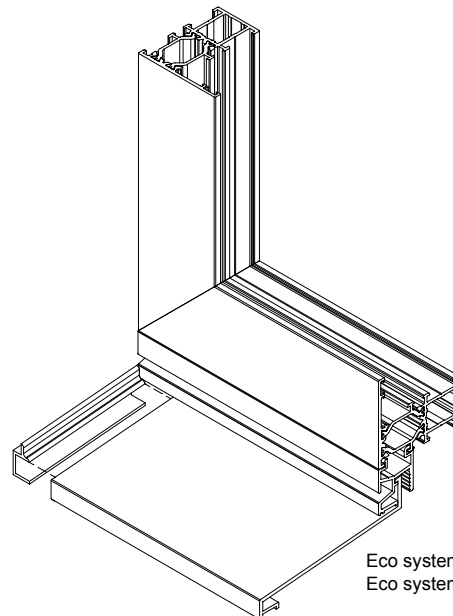
2a Eco system-002012.dxf
 Eco system-002012.dwg

2 Eco system-002002.dxf
 Eco system-002002.dwg
026.3144.XX

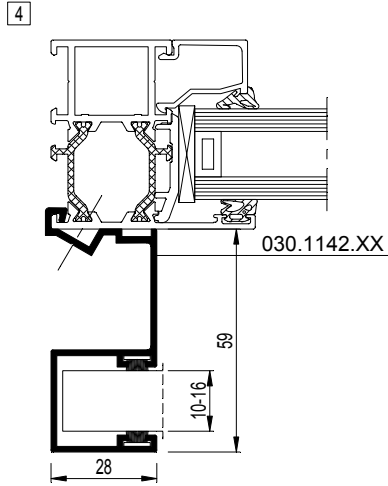
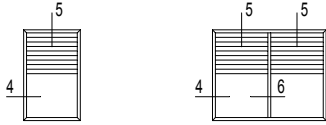
2a Eco system-002011.dxf
 Eco system-002011.dwg

2 Eco system-002001.dxf
 Eco system-002001.dwg
026.3156.XX

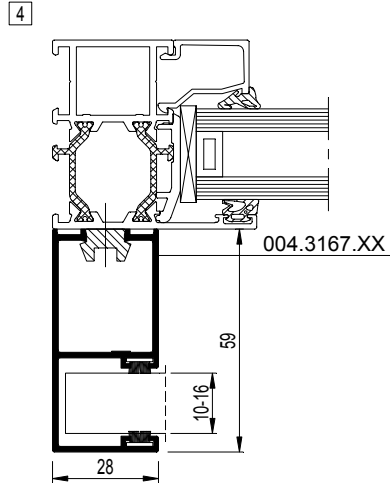
2a Eco system-002010.dxf
 Eco system-002010.dwg



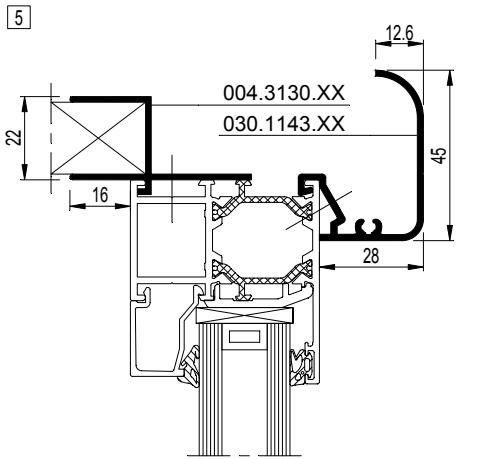
Eco system-3d0001.dxf
 Eco system-3d0001.dwg



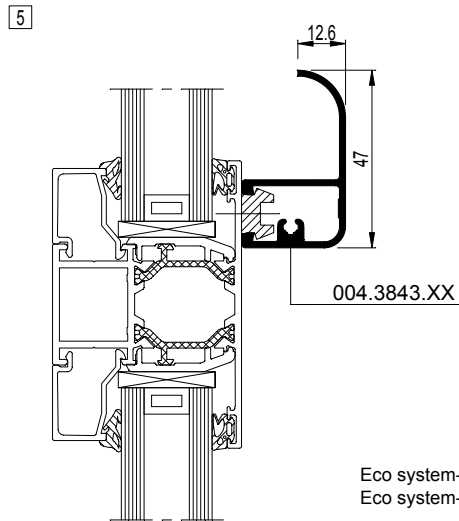
Eco system-004001.dxf
 Eco system-004001.dwg



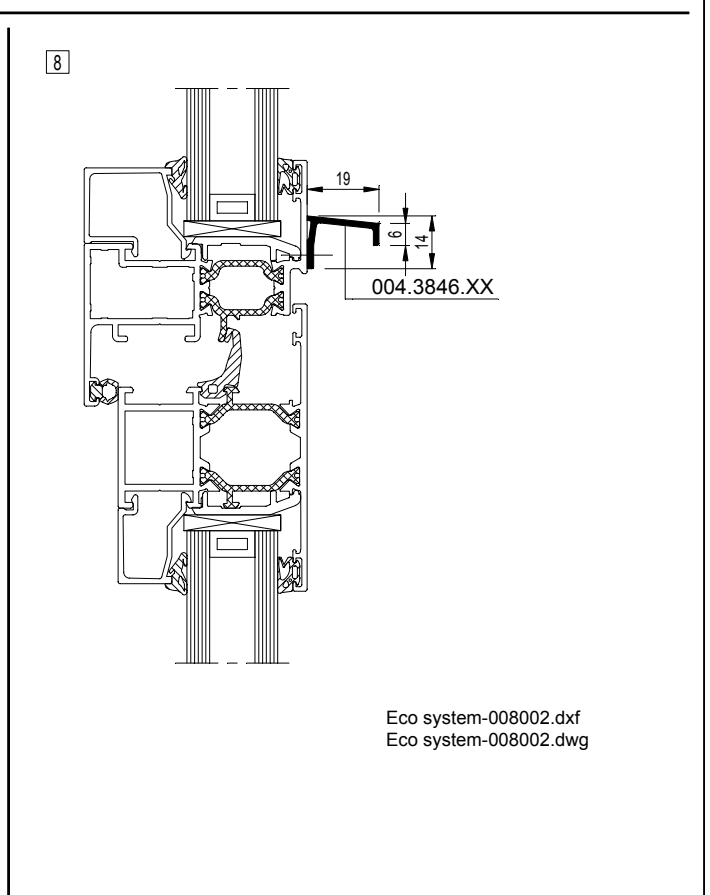
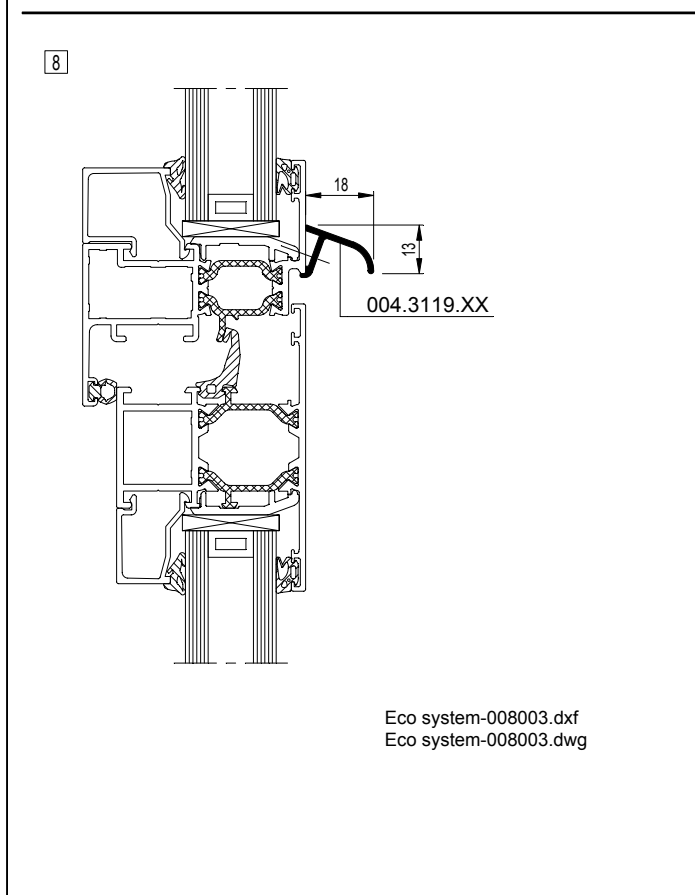
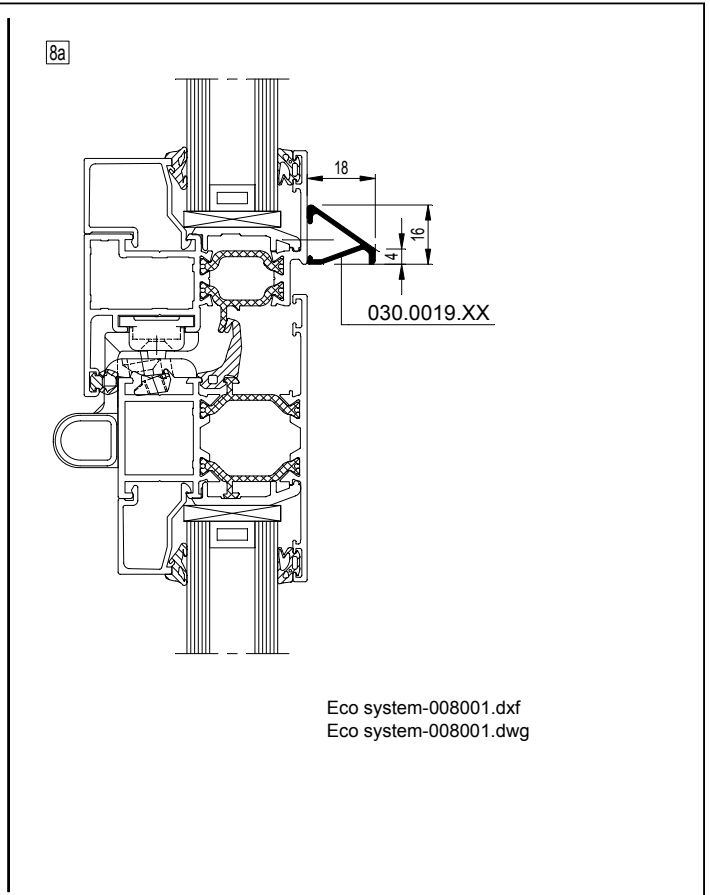
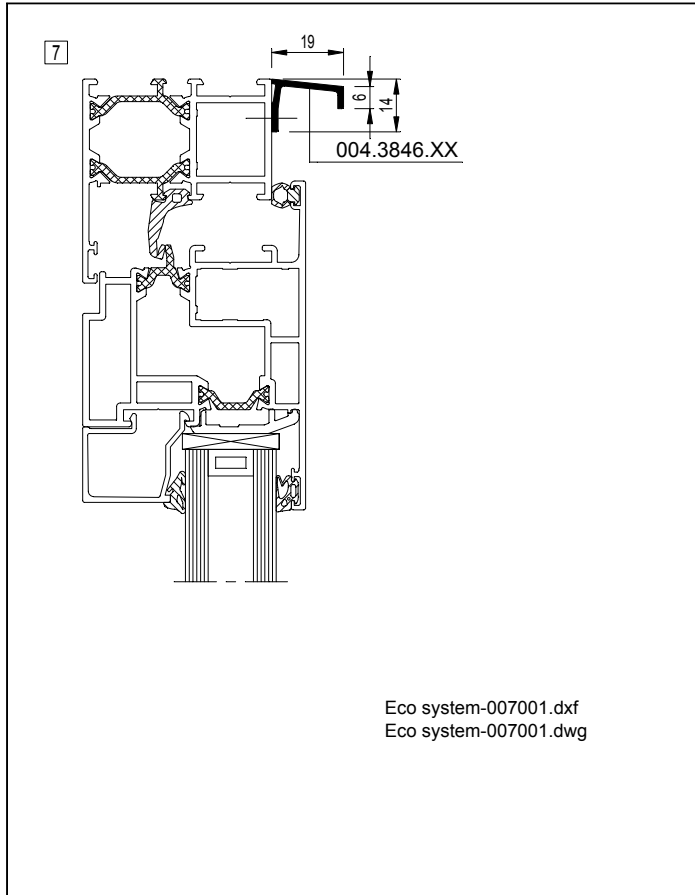
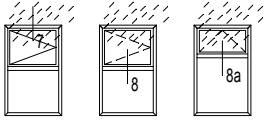
Eco system-004002.dxf
 Eco system-004002.dwg




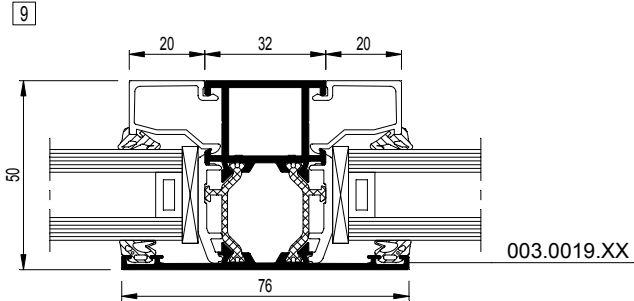
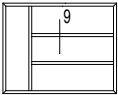
Eco system-005001.dxf
 Eco system-005001.dwg




Eco system-005002.dxf
 Eco system-005002.dwg

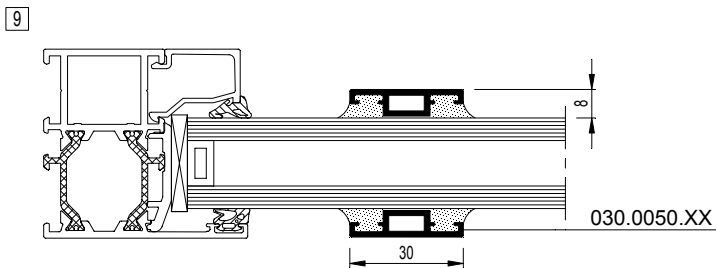




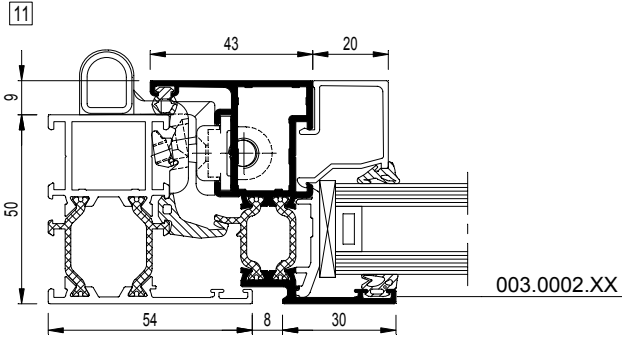
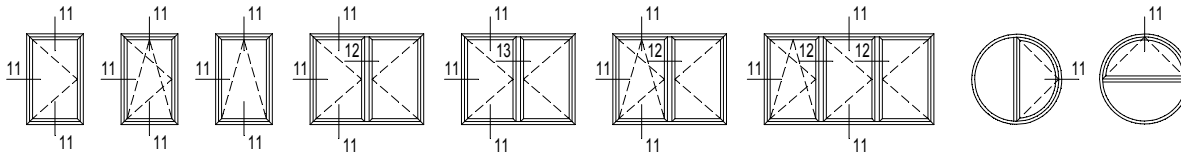


Eco system-009001.dxf
Eco system-009001.dwg

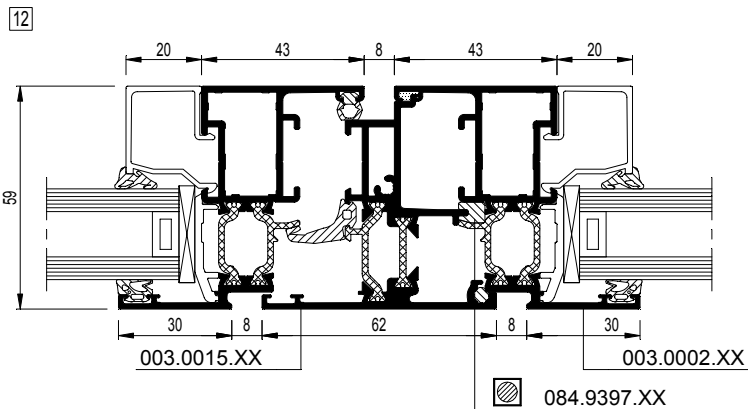
 Zie ook T-profielen blz. 18-19
Voire aussi traverse pag. 18-19
Look also transom pag. 18-19
Siehe auch Sprosse pag. 18-19



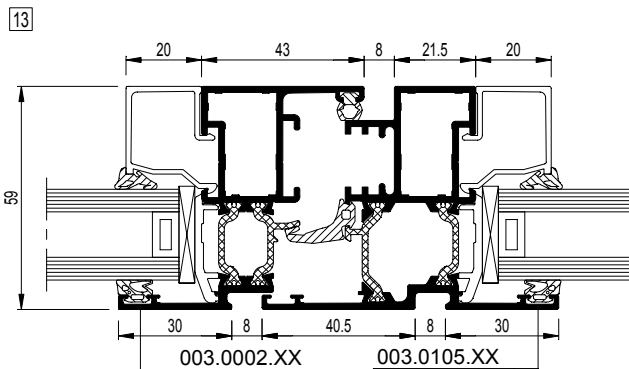
Eco system-009002.dxf
Eco system-009002.dwg



... .dxf
dwg

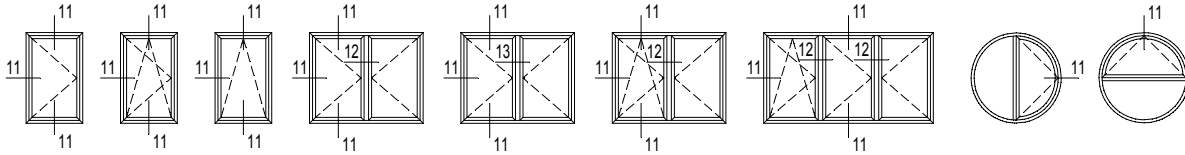


... .dxf
dwg



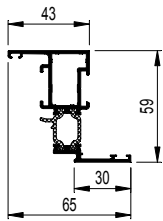
... .dxf
dwg





003.0002.XX

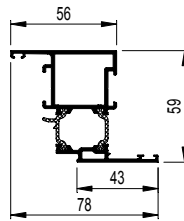
$$I_x = 12.388 \text{ cm}^4$$



- 11 Eco system-011001.dxf
Eco system-011001.dwg
- 12 Eco system-012001.dxf
Eco system-012001.dwg
- 13 Eco system-013001.dxf
Eco system-013001.dwg

003.0092.XX

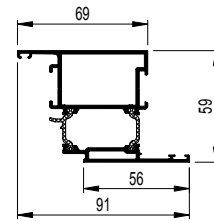
$$I_x = 16.850 \text{ cm}^4$$



- 11 Eco system-011002.dxf
Eco system-011002.dwg
- 12 Eco system-012002.dxf
Eco system-012002.dwg

003.0012.XX

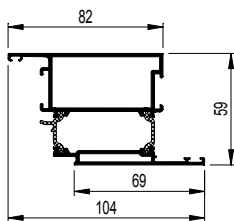
$$I_x = 20.481 \text{ cm}^4$$



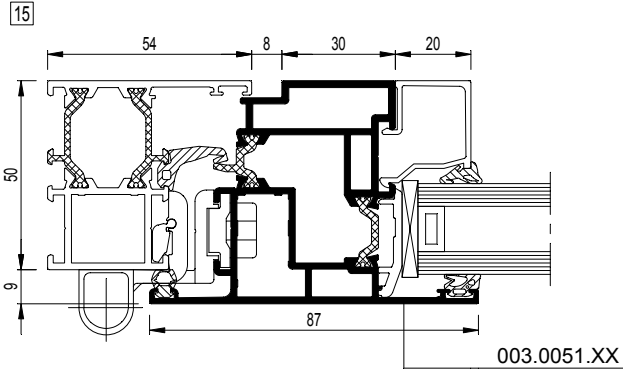
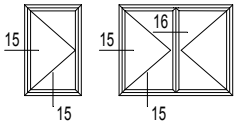
- 11 Eco system-011003.dxf
Eco system-011003.dwg
- 12 Eco system-012003.dxf
Eco system-012003.dwg

003.0021.XX

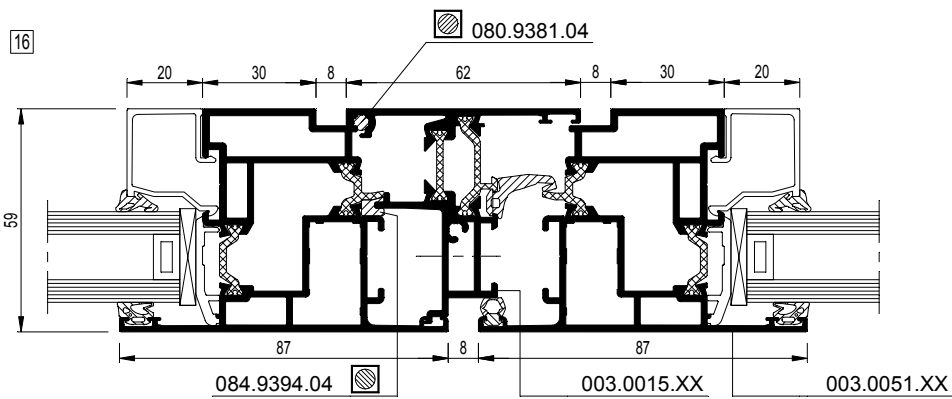
$$I_x = 24.054 \text{ cm}^4$$



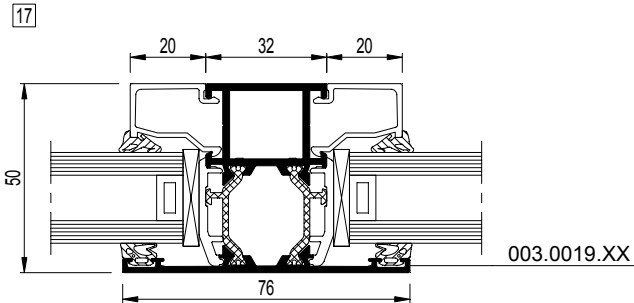
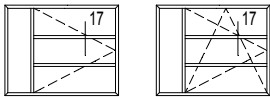
- 11 Eco system-011004.dxf
Eco system-011004.dwg
- 12 Eco system-012004.dxf
Eco system-012004.dwg




Eco system-015001.dxf
Eco system-015001.dwg

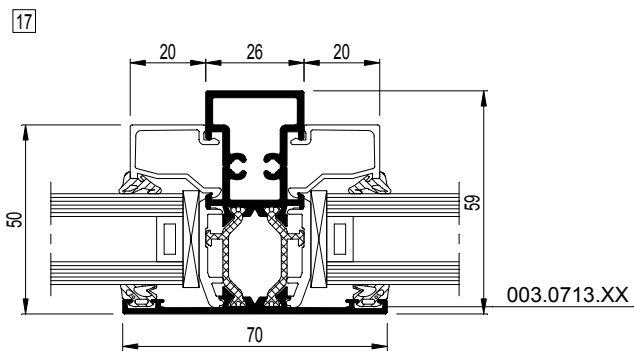


Eco system-016001.dxf
Eco system-016001.dwg

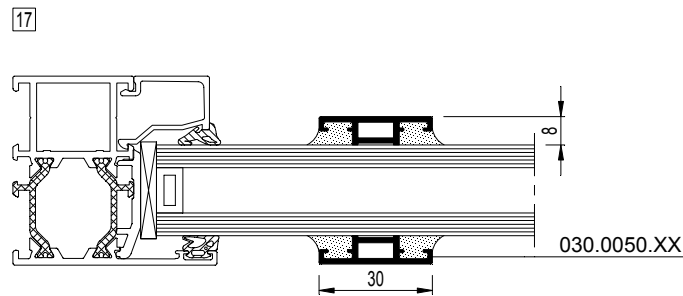


Eco system-017002.dxf
 Eco system-017002.dwg

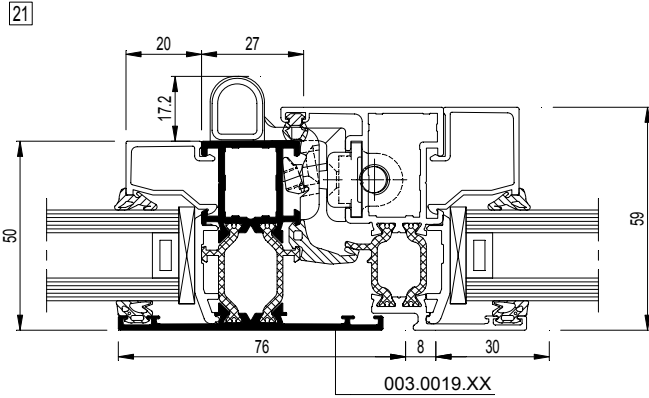
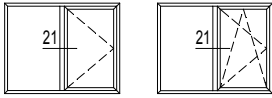
 Zie ook T-profielen blz. 18-19
 Voire aussi traverse pag. 18-19
 Look also transom pag. 18-19
 Siehe auch Sprosse pag. 18-19




Eco system-017004.dxf
 Eco system-017004.dwg

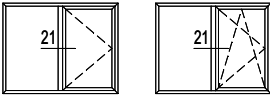


Eco system-017003.dxf
 Eco system-017003.dwg



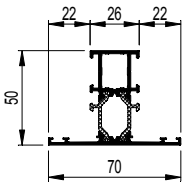
dxf
... .dwg






003.0013.XX

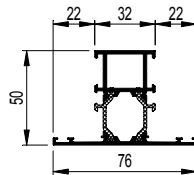
$I_x = 9.546 \text{ cm}^4$




 Eco system-021001.dxf
 Eco system-021001.dwg

003.0019.XX

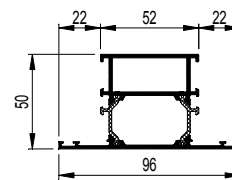
$I_x = 10.819 \text{ cm}^4$




 Eco system-021002.dxf
 Eco system-021002.dwg

003.0014.XX

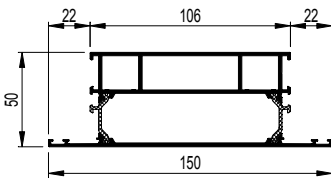
$I_x = 14.300 \text{ cm}^4$




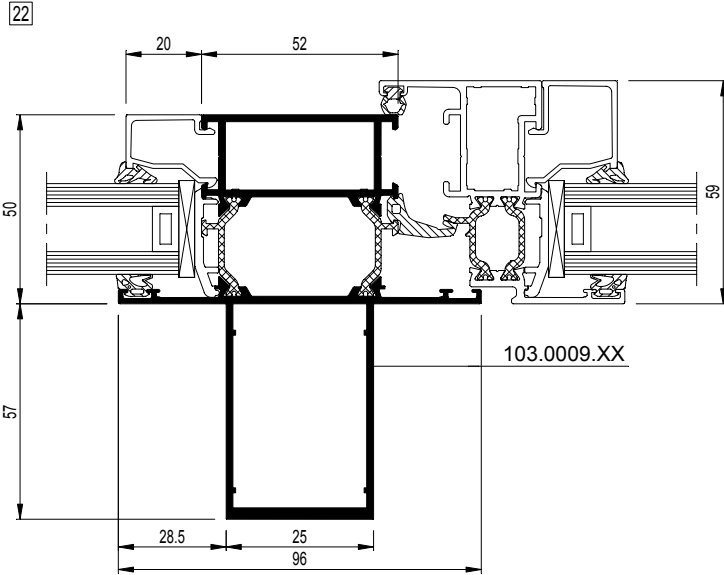
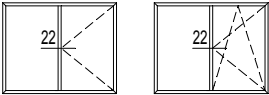
 Eco system-021003.dxf
 Eco system-021003.dwg

003.0017.XX

$I_x = 25.007 \text{ cm}^4$



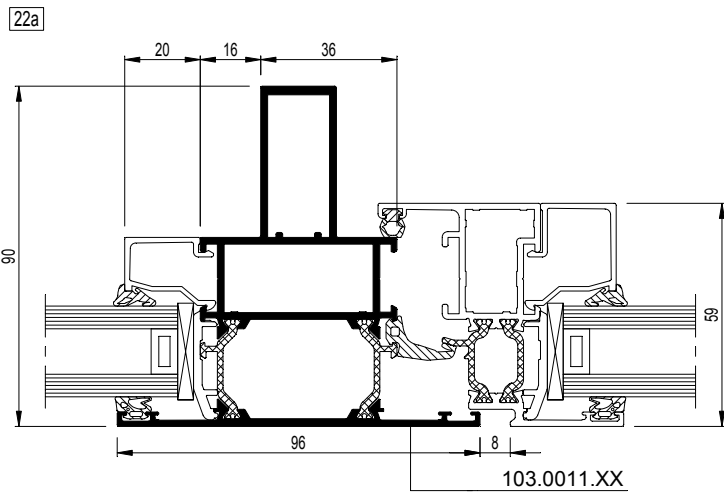
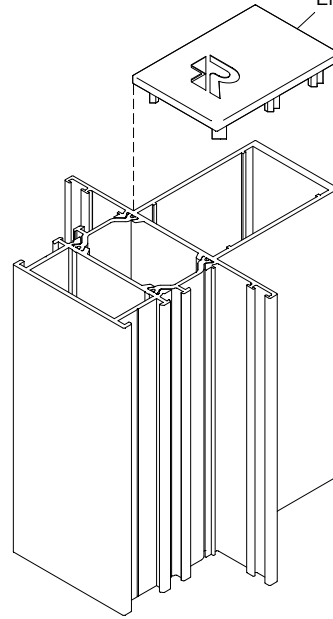
 Eco system-021004.dxf
 Eco system-021004.dwg



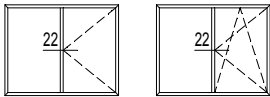
... .dxf
dwg



Eindstukken beschikbaar
 Pièces de finition disponible
 End parts available
 Endstücke verfügbar

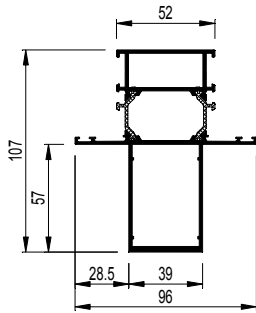


Eco system-022008.dxf
 Eco system-022008.dwg



103.0009.XX

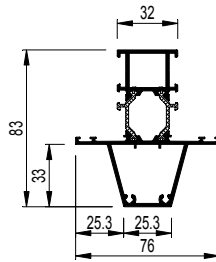
$I_x = 74.906 \text{ cm}^4$



22 Eco system-022001.dxf
 Eco system-022001.dwg

003.0420.XX

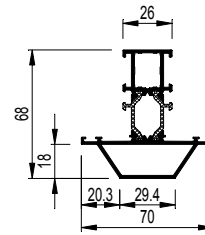
$I_x = 29.652 \text{ cm}^4$



22 Eco system-022002.dxf
 Eco system-022002.dwg

103.0882.XX

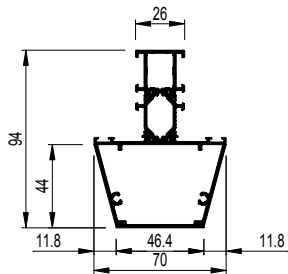
$I_x = 16.641 \text{ cm}^4$



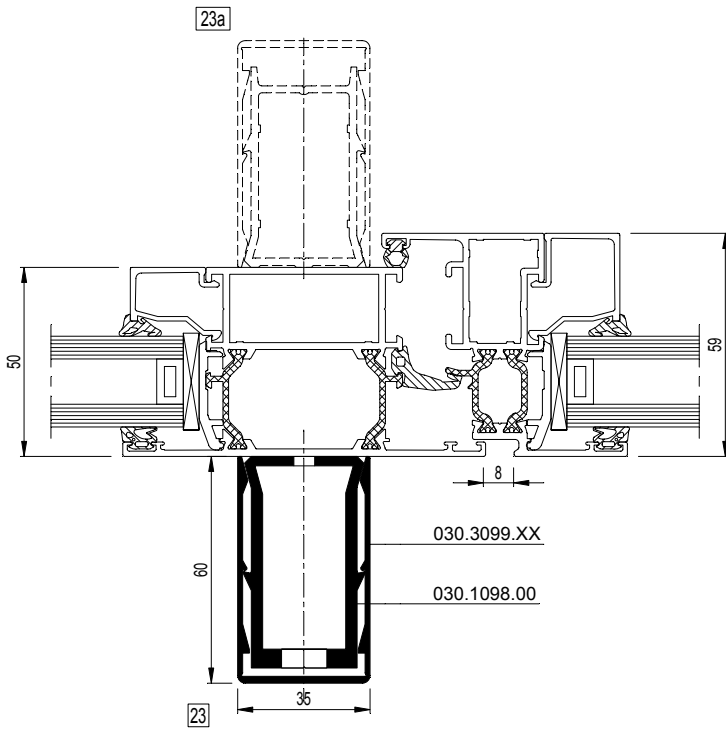
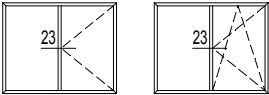
22 Eco system-022003.dxf
 Eco system-022003.dwg

103.0420.XX

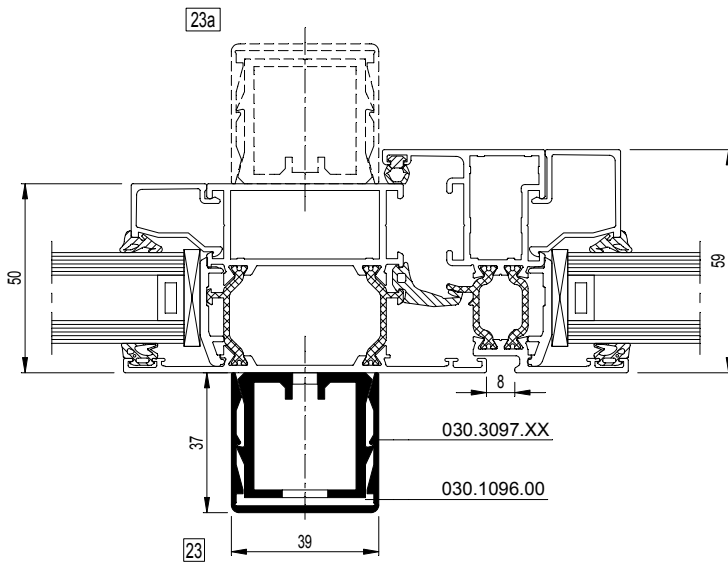
$I_x = 43.516 \text{ cm}^4$



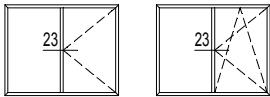
22 Eco system-022004.dxf
 Eco system-022004.dwg



... .dxf
dwg

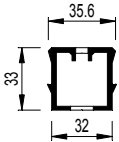


Nota : voor keuze van versteviging : zie waarden op blz. 25
 Note : pour choix de renforcement : voir valeurs page 23
 Note: For choice of reinforcement, see values on pages 23
 Note : für Verstärkungswahl : siehe Werte Seite 23



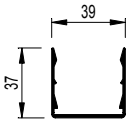
030.1096.00

$I_x = 4.881 \text{ cm}^4$



030.3097.XX

$I_x = 2.767 \text{ cm}^4$

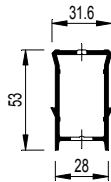


23 Eco system-023007.dxf
 Eco system-023007.dwg

23a Eco system-023008.dxf
 Eco system-023008.dwg

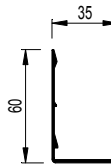
030.1097.00

$I_x = 10.260 \text{ cm}^4$



030.3099.XX

$I_x = 9.625 \text{ cm}^4$

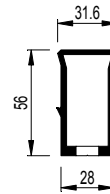


23 Eco system-023004.dxf
 Eco system-023004.dwg

23a Eco system-023006.dxf
 Eco system-023006.dwg

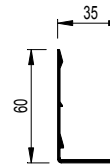
030.1098.00

$I_x = 19.656 \text{ cm}^4$



030.3099.XX

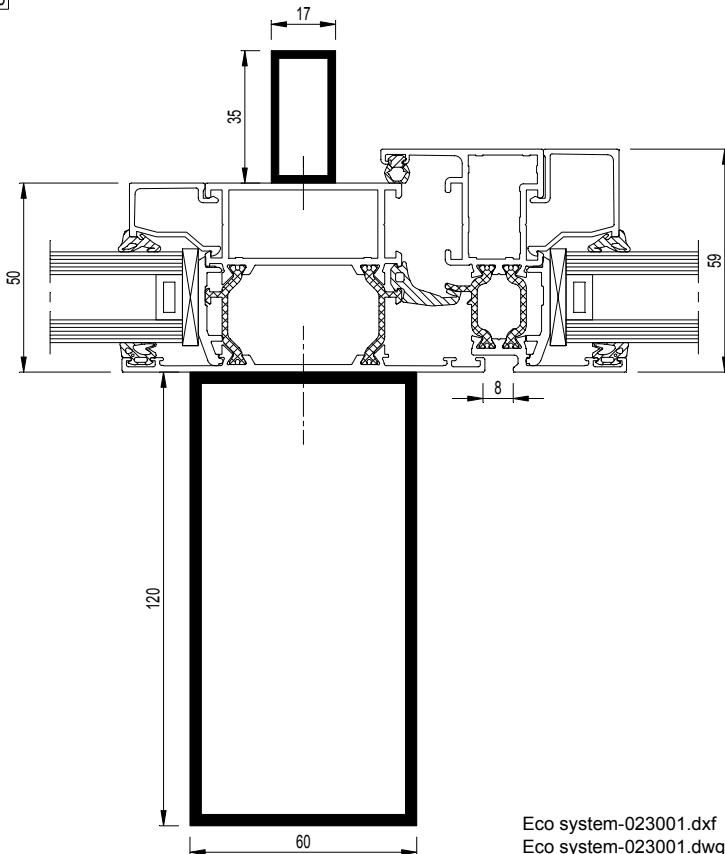
$I_x = 9.625 \text{ cm}^4$




23 Eco system-023003.dxf
 Eco system-023003.dwg

23a Eco system-023005.dxf
 Eco system-023005.dwg

23



Eco system-023001.dxf
 Eco system-023001.dwg



Opmerking: - Verstevinging van binnenzijde + scharnier is niet mogelijk.
- Bevestiging: om de 300 mm
- Bij horizontale verstevinging, gelieve het Reynaers filiaal in uw land te contacteren

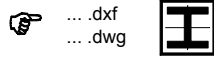
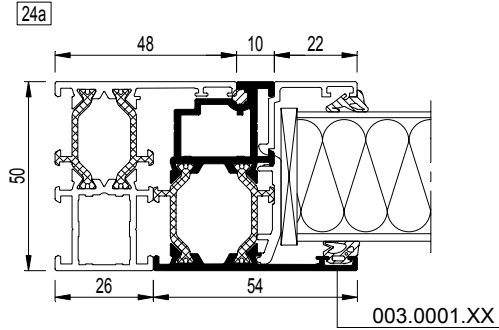
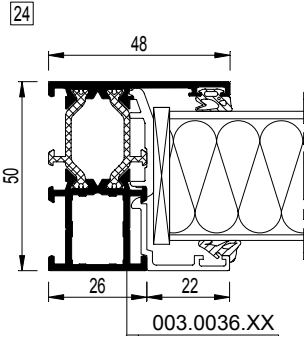
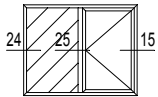


Remarque: - Positionnement du renfort à l'intérieur en présence de charnières non possible.
- Fixation: tous les 300 mm
- Pour utilisation comme renfort horizontal, veuillez contacter la succursale Reynaers dans votre pays.

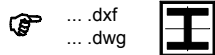
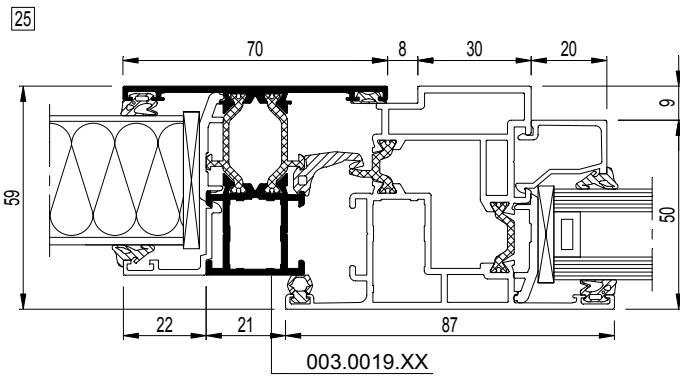
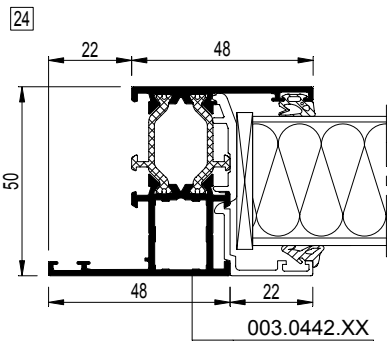
Remark: - Reinforcement of inner side + hinge is not possible in case the inner side of a transom-mullion < 75 mm
- Fixing: every 300 mm
- For horizontal reinforcements, please contact your local Reynaers office.

Anmerkung: - Verstärkung der Innenseite und des Bandes ist unmöglich wenn die Innenseite einer Sprosse < 75 mm
- Befestigung: jede 300 mm
- Bei horizontaler Verstärkung, Bitte kontaktieren Sie Ihre örtliche Reynaers Filiale

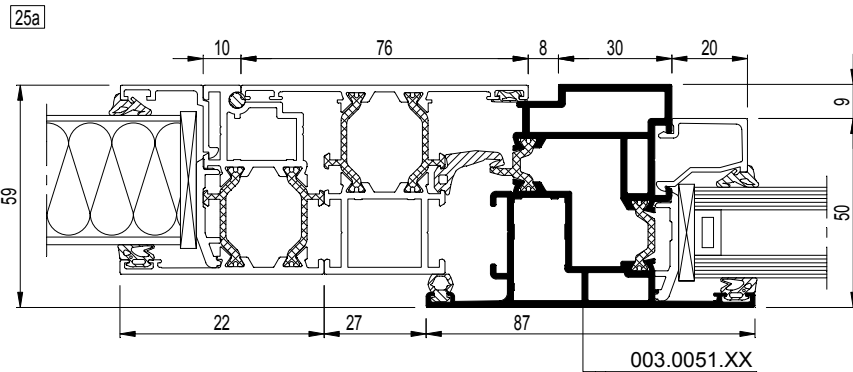
<p>i Versteving langs binnen Renforcement du côté intérieur Reinforcement inside Verstärkung der Innenseite</p>			<p>e Versteving langs buiten Renforcement du côté extérieur Reinforcement outside Verstärkung der Aussenseite</p>						
<p>T-profiel Traverse Transom-mullion Sprosse</p>	<p>Zonder versteving Sans renforcement Without reinforcement Ohne Verstärkung</p>		<p>met 030.1096.00 avec 030.1096.00 with mit</p>		<p>met 030.1097.00 avec 030.1097.00 with mit</p>		<p>met 030.1098.00 avec 030.1098.00 with mit</p>		
	lx cm4	Wx cm3	lx cm4	Wx cm3	lx cm4	Wx cm3	lx cm4	Wx cm3	
003.0013.XX 	9.546	3.255	e 29.307 6.297	6.297	e 43.637 8.428	8.428	e 65.476 10.967	10.967	
003.0019.XX 	10.819	3.804	i -- --	--	e 32.319 7.171	7.171	e 47.421 8.857	8.857	
003.0014.XX 	14.300	5.180	i 39.734 9.536	9.536	e 38.754 9.154	9.154	e 55.303 9.719	9.719	
			i 45.014 10.272	10.272	e 45.014 10.272	10.272	e 63.050 10.494	10.494	
					e 82.754 15.261	15.261	e 93.845 17.265	17.265	



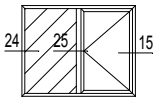
Eco system-024004.dxf
 Eco system-024004.dwg



Eco system-025001.dxf
 Eco system-025001.dwg

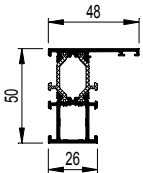


Eco system-025005.dxf
 Eco system-025005.dwg



003.0036.XX

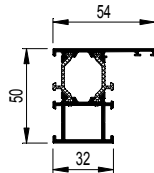
$I_x = 8.241 \text{ cm}^4$



24 Eco system-024001.dxf
 Eco system-024001.dwg

003.0016.XX

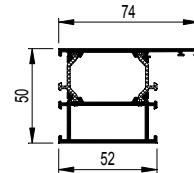
$I_x = 9.413 \text{ cm}^4$



24 Eco system-024002.dxf
 Eco system-024002.dwg

003.0025.XX

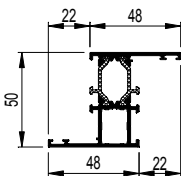
$I_x = 12.815 \text{ cm}^4$



24 Eco system-024003.dxf
 Eco system-024003.dwg

003.0442.XX

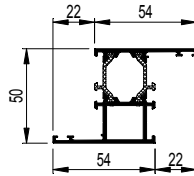
$I_x = 9.997 \text{ cm}^4$



24 Eco system-024005.dxf
 Eco system-024005.dwg

003.0441.XX

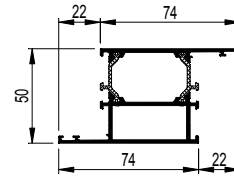
$I_x = 11.100 \text{ cm}^4$



24 Eco system-024006.dxf
 Eco system-024006.dwg

003.0451.XX

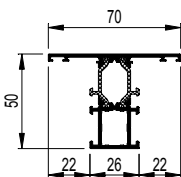
$I_x = 14.497 \text{ cm}^4$



24 Eco system-024007.dxf
 Eco system-024007.dwg

003.0013.XX

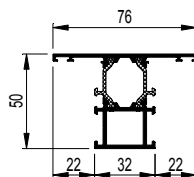
$I_x = 9.546 \text{ cm}^4$



25 Eco system-025001.dxf
 Eco system-025001.dwg

003.0019.XX

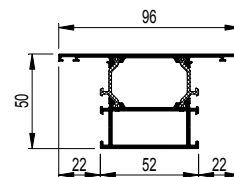
$I_x = 10.819 \text{ cm}^4$



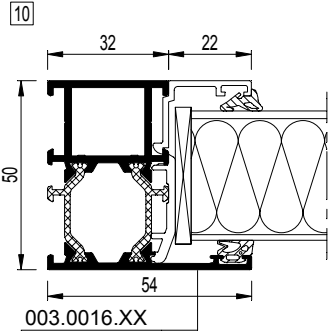
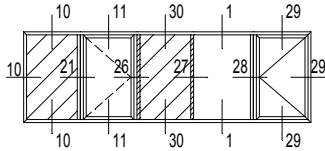
25 Eco system-025002.dxf
 Eco system-025002.dwg

003.0014.XX

$I_x = 14.300 \text{ cm}^4$

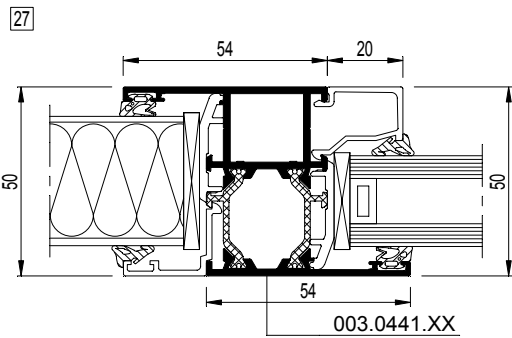
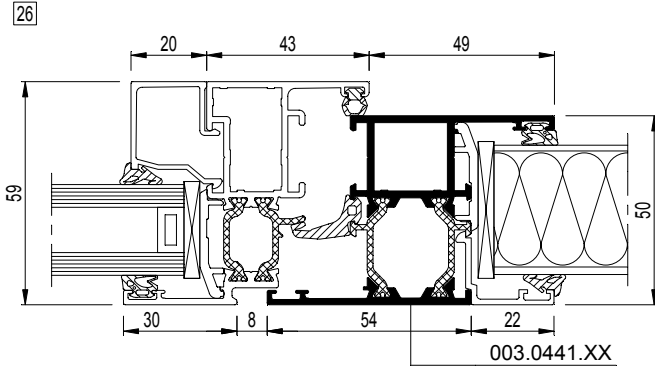


25 Eco system-025003.dxf
 Eco system-025003.dwg

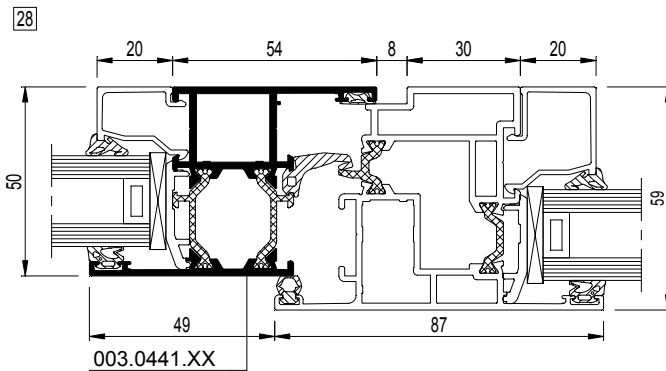


Eco system-010001.dxf
 Eco system-010001.dwg

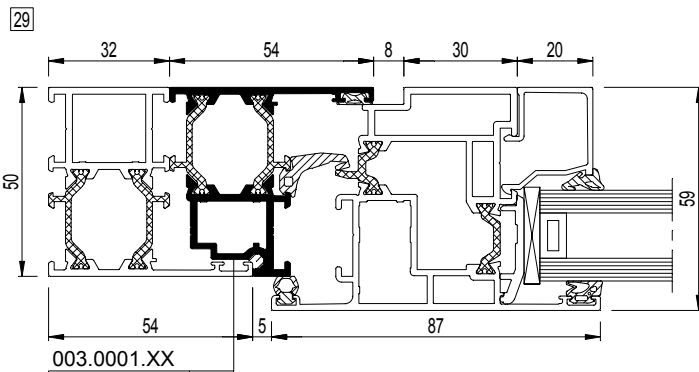
☞dxf
 ☞dwg



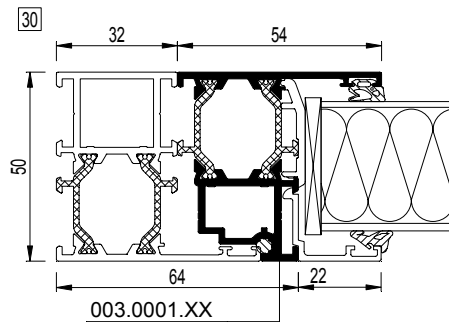
☞dxf
 ☞dwg



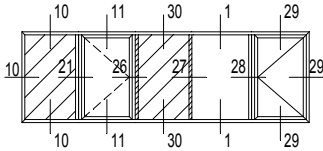
☞dxf
 ☞dwg



Eco system-029001.dxf
 Eco system-029001.dwg

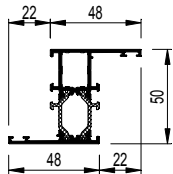


Eco system-030001.dxf
 Eco system-030001.dwg



003.0442.XX

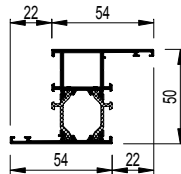
$I_x = 9.997 \text{ cm}^4$



- [26] Eco system-026001.dxf
Eco system-026001.dwg
- [27] Eco system-027001.dxf
Eco system-027001.dwg
- [28] Eco system-028001.dxf
Eco system-028001.dwg

003.0441.XX

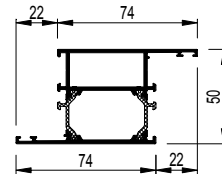
$I_x = 11.100 \text{ cm}^4$



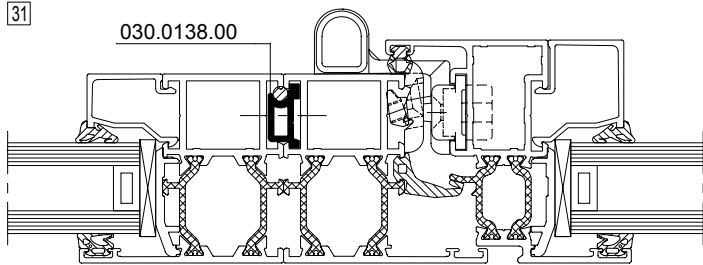
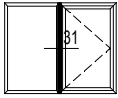
- [26] Eco system-026002.dxf
Eco system-026002.dwg
- [27] Eco system-027002.dxf
Eco system-027002.dwg
- [28] Eco system-028002.dxf
Eco system-028002.dwg

003.0451.XX

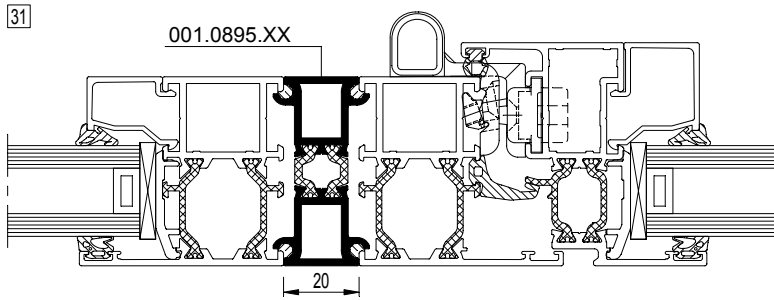
$I_x = 14.497 \text{ cm}^4$



- [26] Eco system-026003.dxf
Eco system-026003.dwg
- [27] Eco system-027003.dxf
Eco system-027003.dwg
- [28] Eco system-028003.dxf
Eco system-028003.dwg



Eco system-031001.dxf
 Eco system-031001.dwg

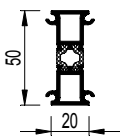


...dxf
 ...dwg



001.0895.XX

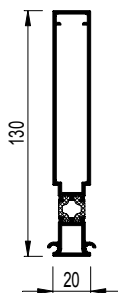
$I_x = 6.969 \text{ cm}^4$



Eco system-031002.dxf
 Eco system-031002.dwg

006.1971.XX

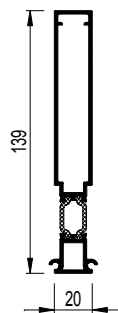
$I_x = 78.845 \text{ cm}^4$



Eco system-031006.dxf
 Eco system-031006.dwg

006.1972.XX

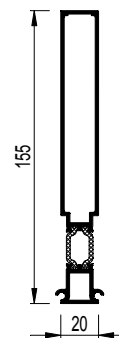
$I_x = 90.480 \text{ cm}^4$



Eco system-031007.dxf
 Eco system-031007.dwg

006.0371.XX

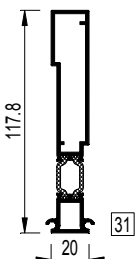
$I_x = 120.097 \text{ cm}^4$



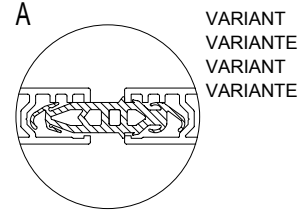
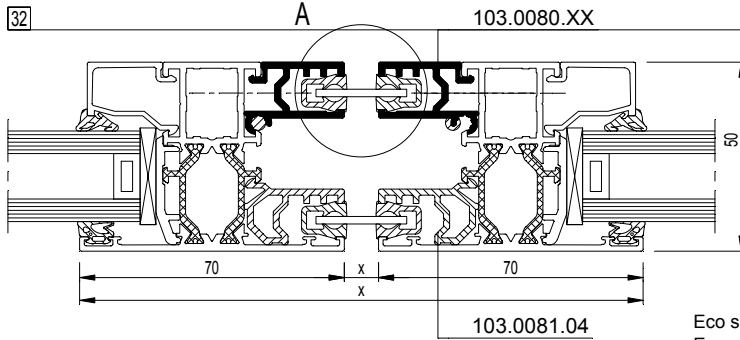
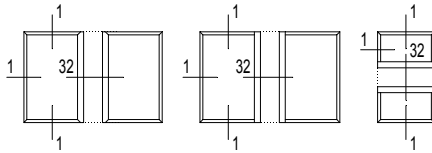
Eco system-031005.dxf
 Eco system-031005.dwg

005.1837.XX

$I_x = 58.021 \text{ cm}^4$



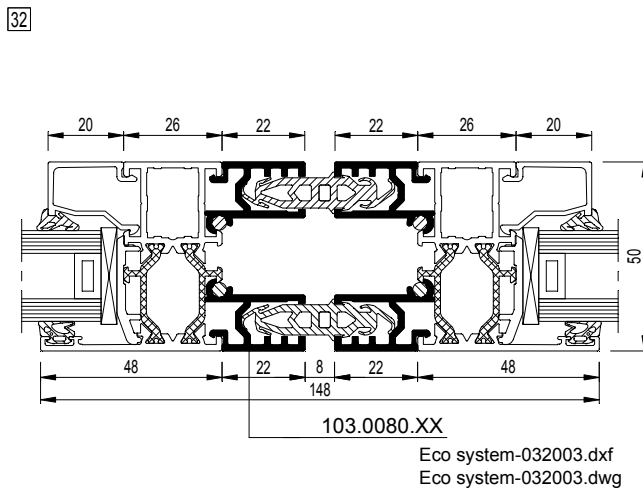
Eco system-031003.dxf
 Eco system-031003.dwg



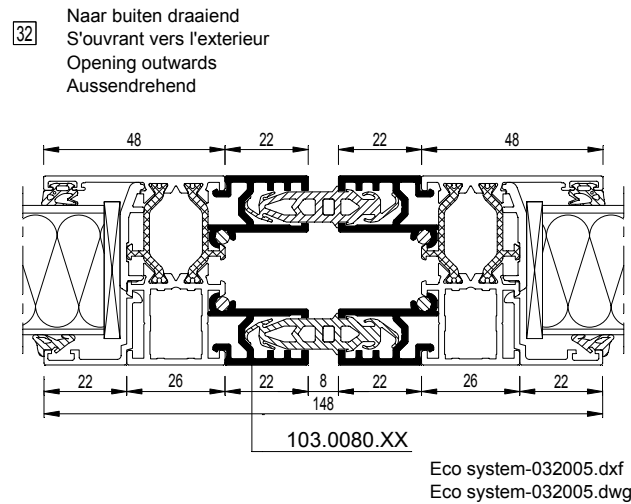
VARIANT
 VARIANTE
 VARIANT
 VARIANTE

Eco system-032002.dxf
 Eco system-032002.dwg

Eco system-032001.dxf
 Eco system-032001.dwg

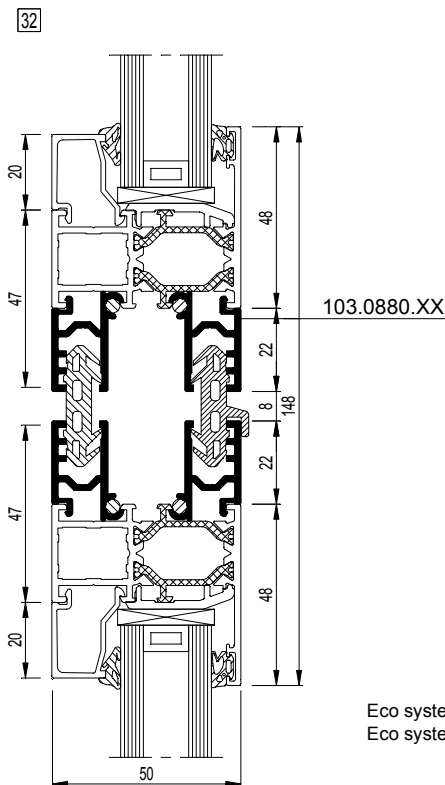


Eco system-032003.dxf
 Eco system-032003.dwg

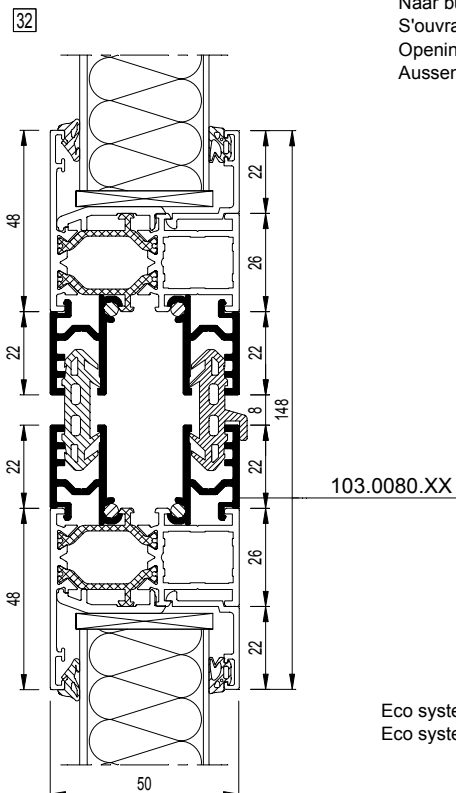


Naar buiten draaiend
 S'ouvrant vers l'extérieur
 Opening outwards
 Aussendrehend

Eco system-032005.dxf
 Eco system-032005.dwg

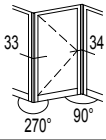


Eco system-032004.dxf
 Eco system-032004.dwg

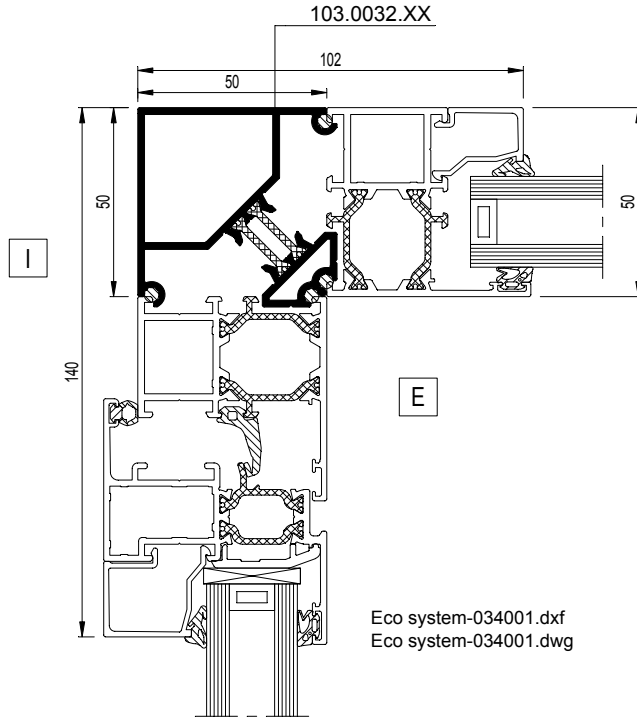


Naar buiten draaiend
 S'ouvrant vers l'extérieur
 Opening outwards
 Aussendrehend

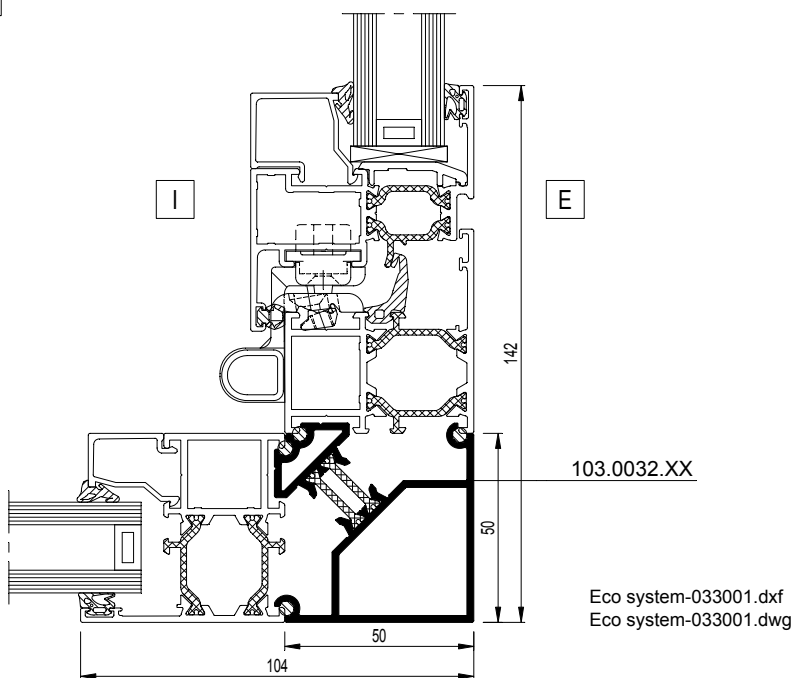
Eco system-032006.dxf
 Eco system-032006.dwg

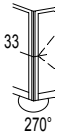


34

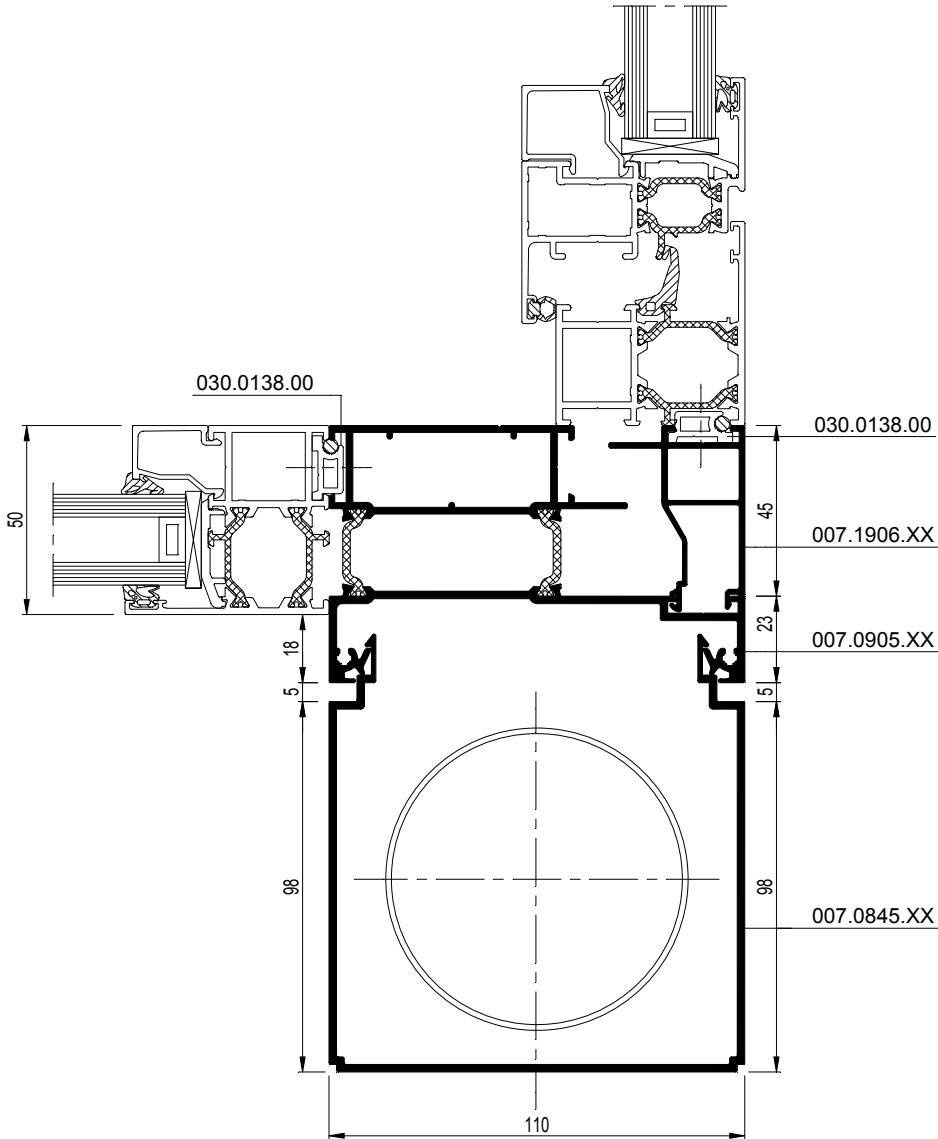


33



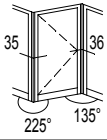


33

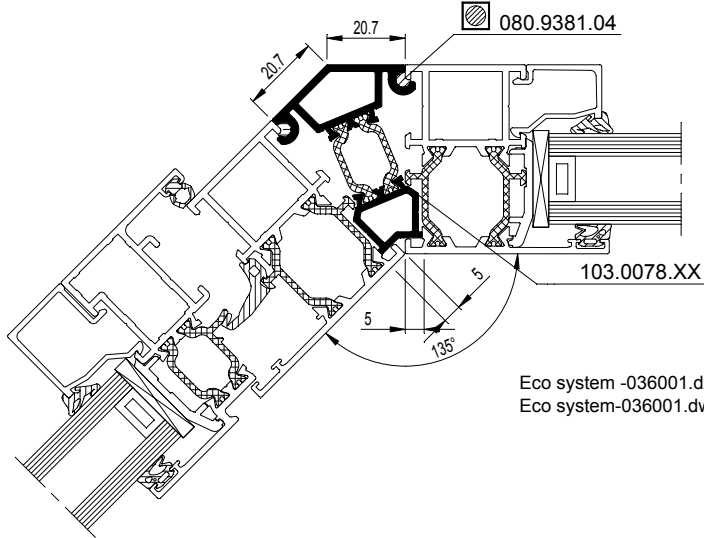


VARIANTE

Eco system-033002.dxf
Eco system-033002.dwg

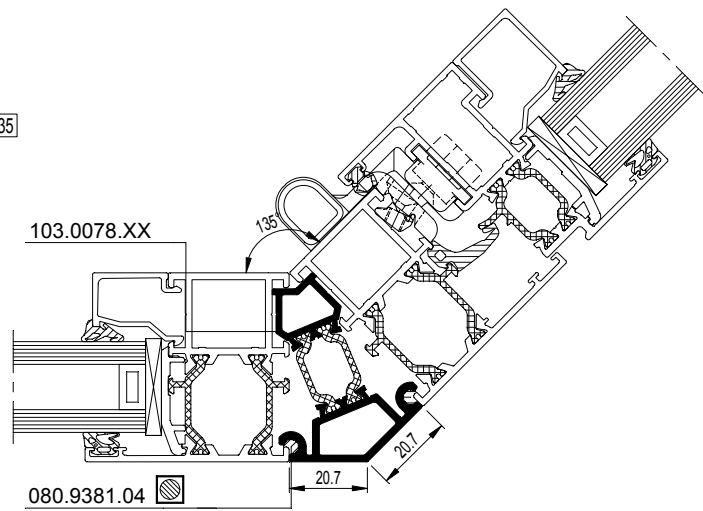


36

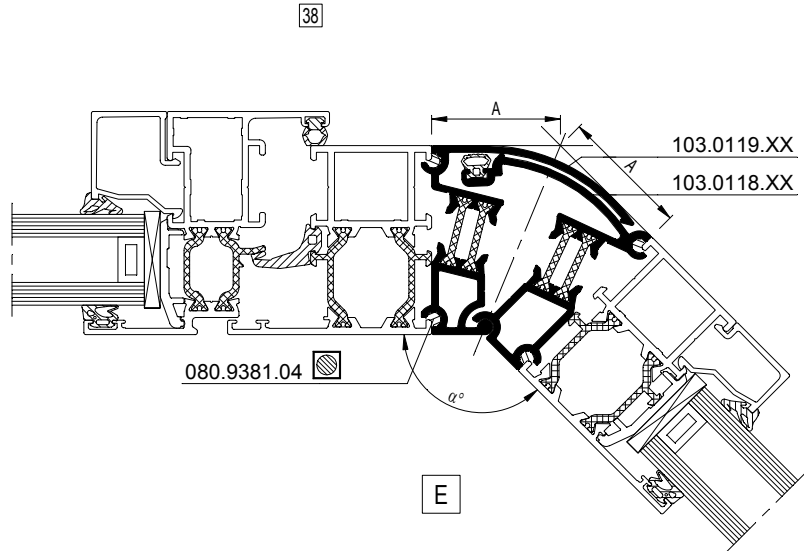
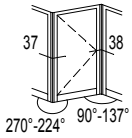


Eco system -036001.dxf
 Eco system-036001.dwg

35

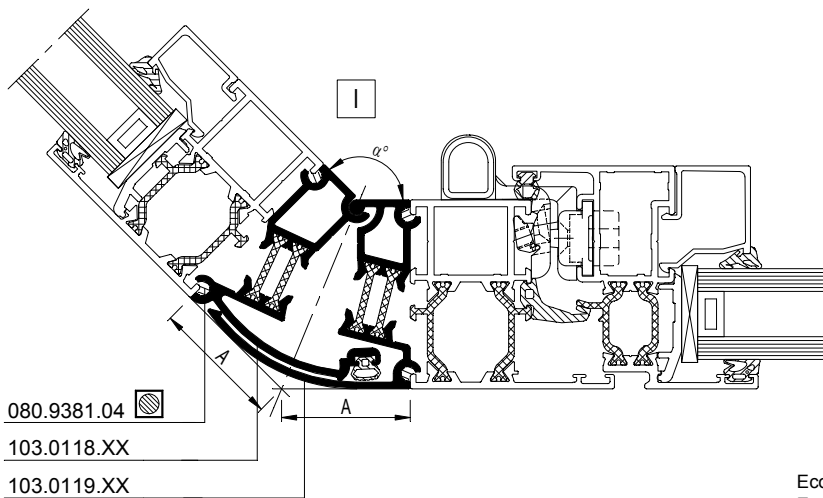


Eco system-035001.dxf
 Eco system-035001.dwg



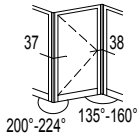
Eco system-038001.dxf
 Eco system-038001.dwg

37

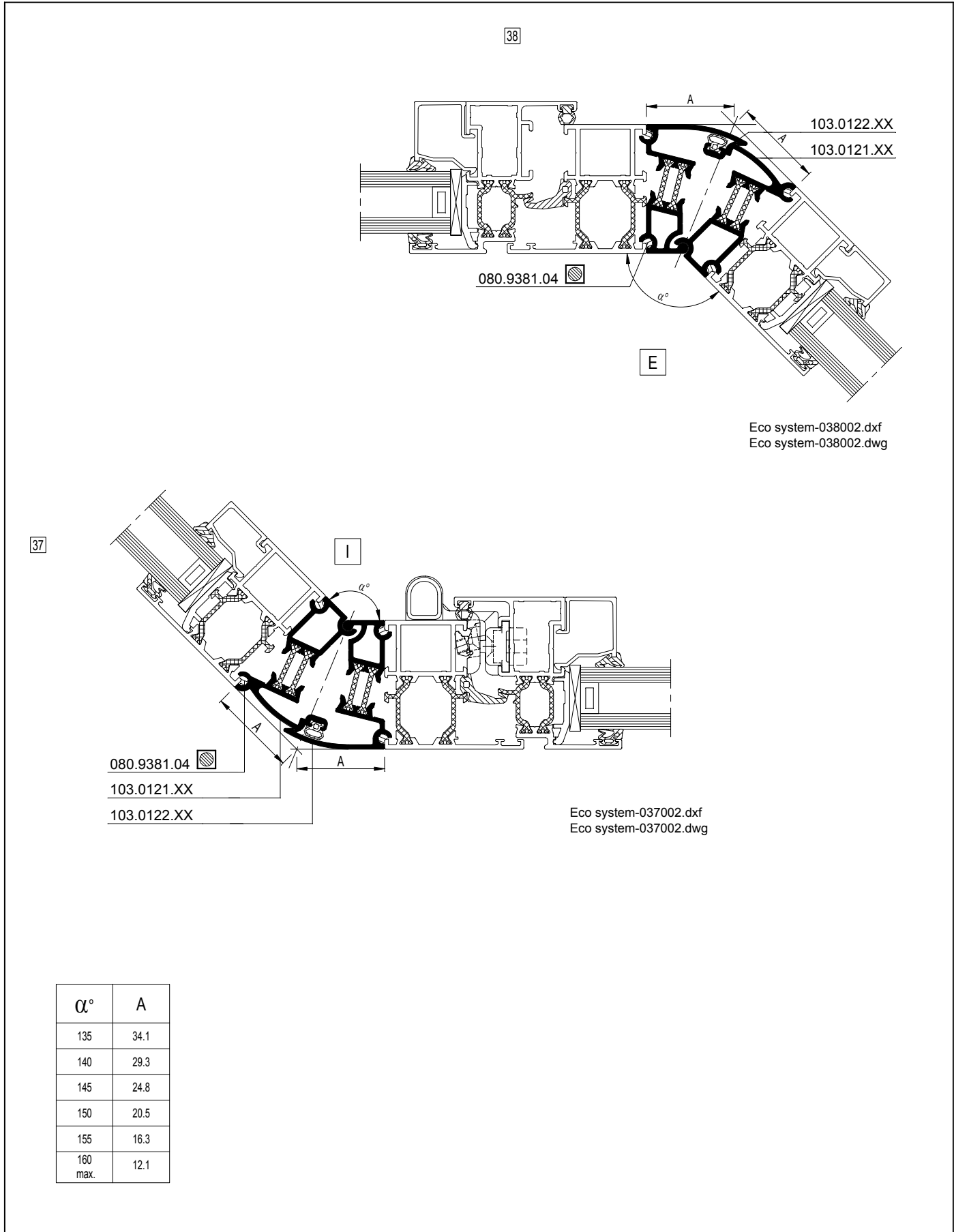


Eco system-037001.dxf
 Eco system-037001.dwg

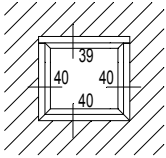
α°	A
90	62.2
95	58.2
100	54.5
105	51
110	47.8
115	44.8
120	41.9
125	39.2
130	36.6
135	34.1
max.137°	



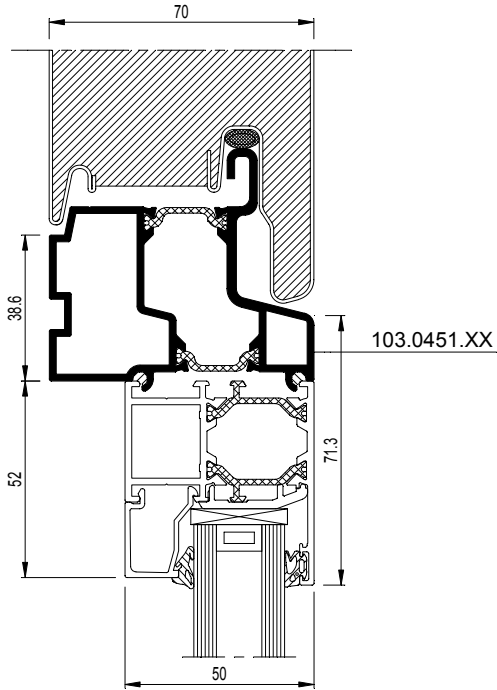
200°-224° 135°-160°



α°	A
135	34.1
140	29.3
145	24.8
150	20.5
155	16.3
160	12.1
max.	

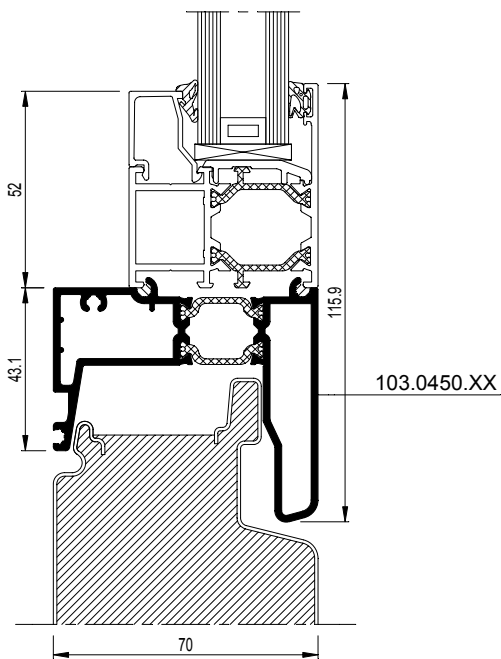


39



Eco system-039001.dxf
Eco system-039001.dwg

40



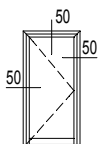
Eco system-040001.dxf
Eco system-040001.dwg

Eco system (doors)

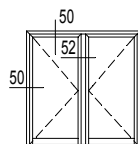


5 Doors inward opening

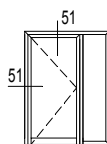
Inward opening doors



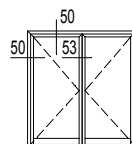
Eco system - 050



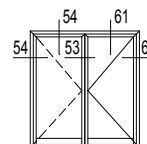
Eco system - 050



Eco system - 051

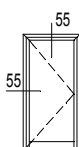


Eco system - 051

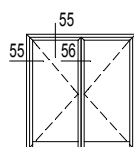


Eco system - 051

Inward opening doors with window profiles

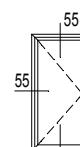


Eco system - 052

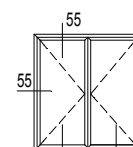


Eco system - 052

... with vent crimped all round

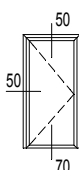


Eco system - 052

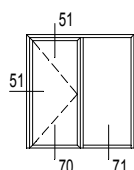


Eco system - 052

Inward opening doors with vent crimped all round

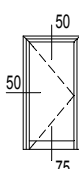


Eco system - 054

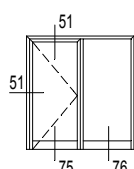


Eco system - 054

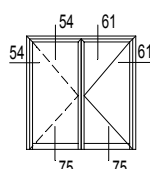
Doors with transom-mullions



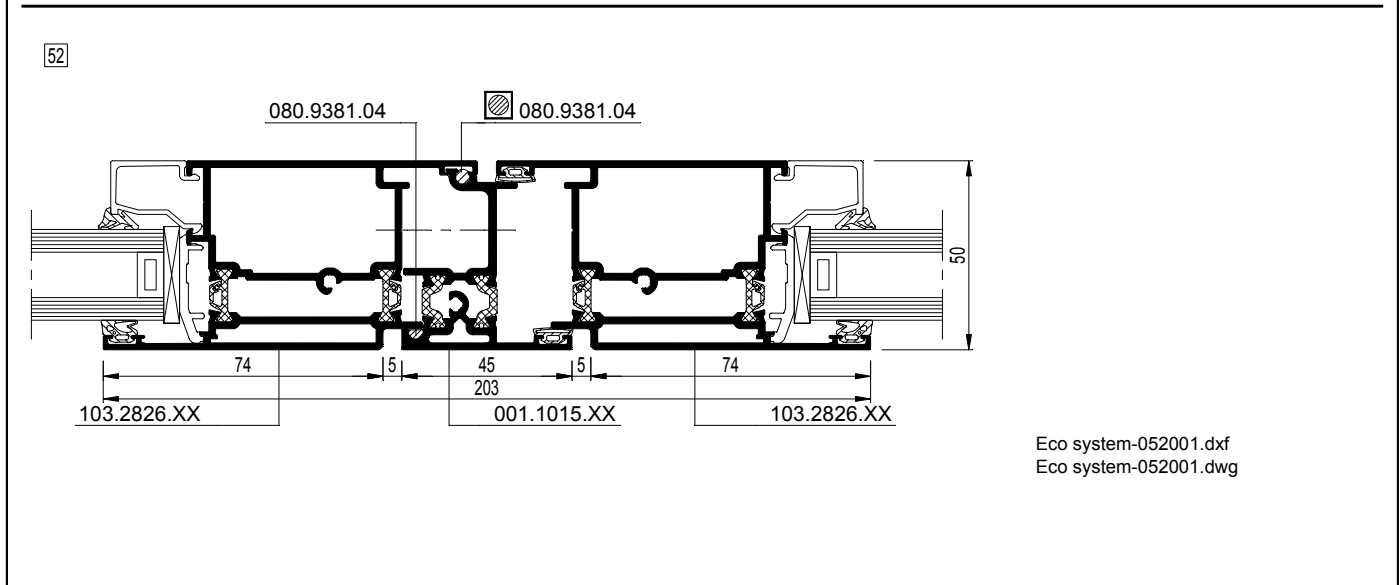
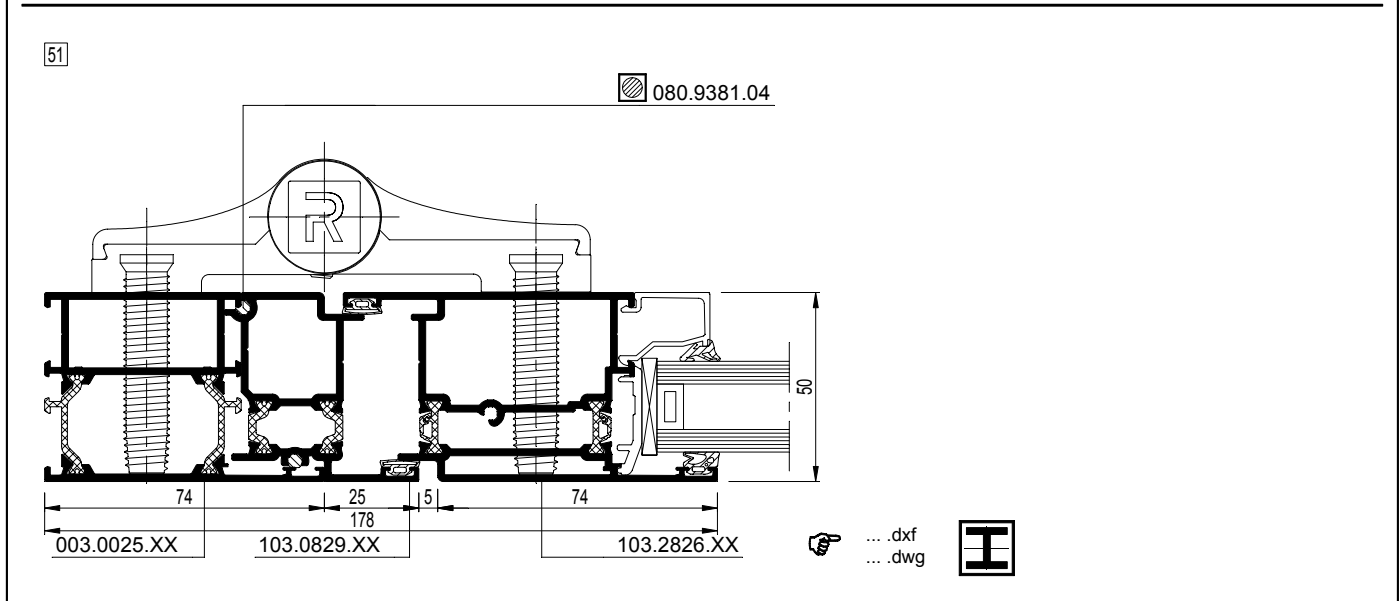
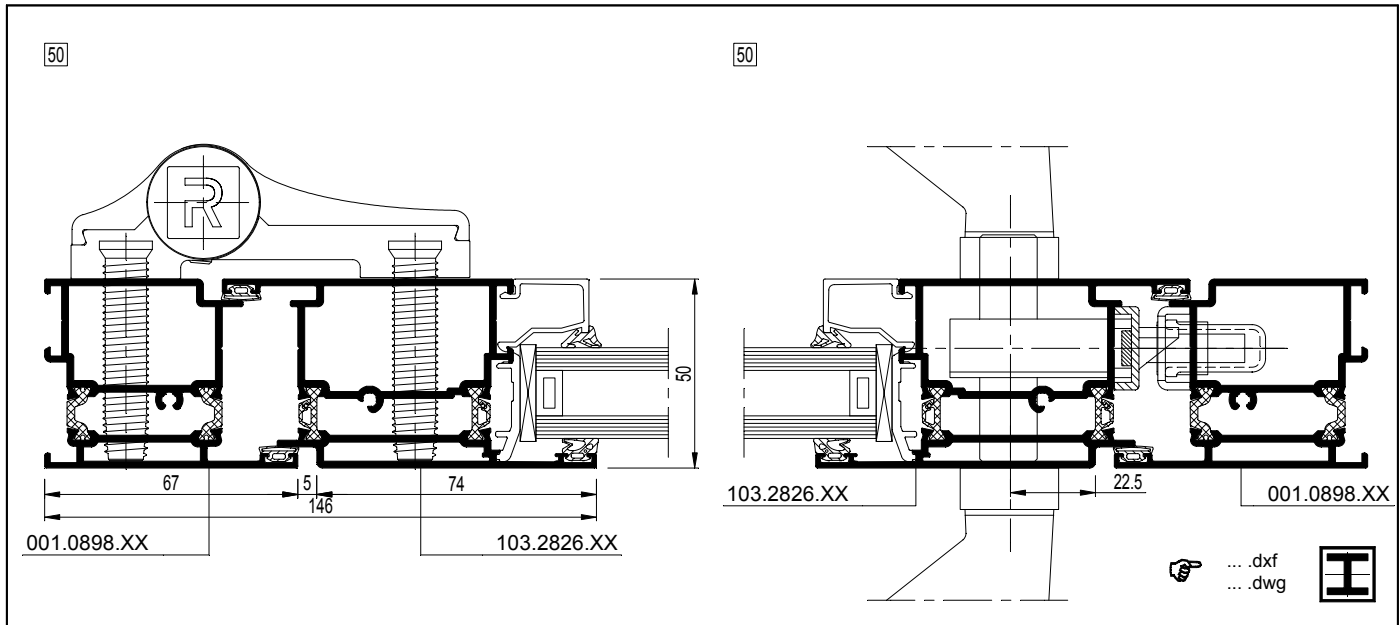
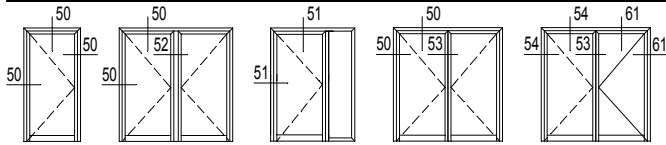
Eco system - 055



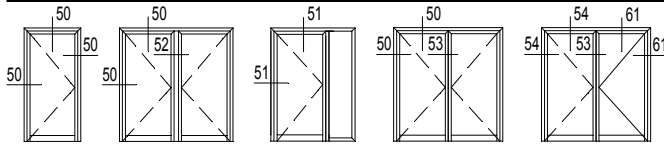
Eco system - 055



Eco system - 055

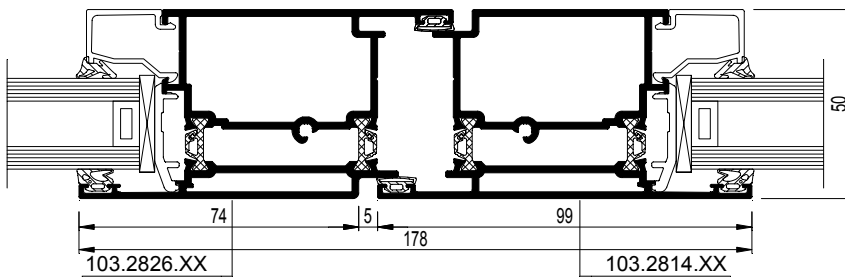


Eco system-052001.dxf
 Eco system-052001.dwg



<p>001.0898.XX</p> <p>lx = 12.386 cm⁴</p> <p>[50] Eco system-050001.dxf Eco system-050001.dwg</p>	<p>103.0839.XX</p> <p>lx = 13.654 cm⁴</p> <p>[50] Eco system-050002.dxf Eco system-050002.dwg</p>	<p>003.0025.XX</p> <p>lx = 12.815 cm⁴</p> <p>[51] Eco system-051002.dxf Eco system-051002.dwg</p>	<p>003.0014.XX</p> <p>lx = 14.300 cm⁴</p> <p>[51] Eco system-051003.dxf Eco system-051003.dwg</p>
---	---	---	---

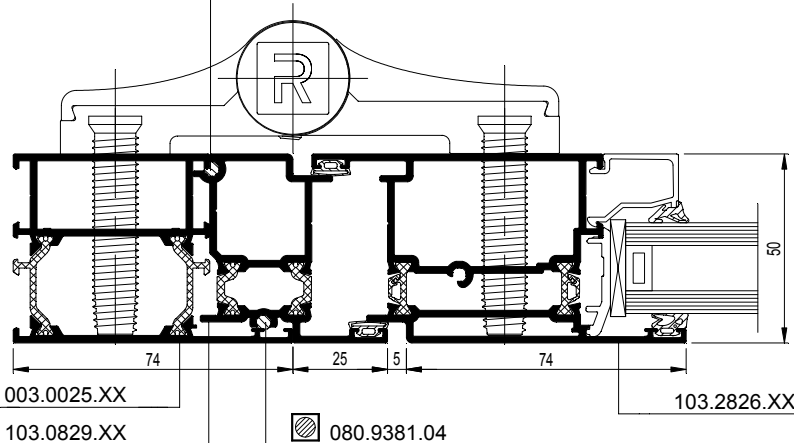
[53] ZT



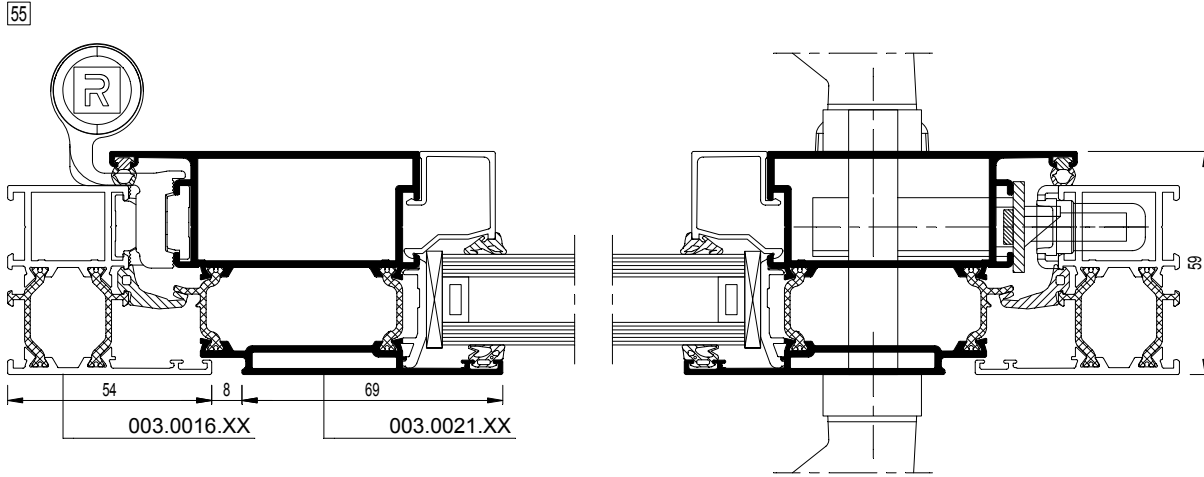
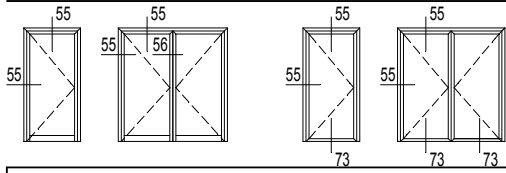
Eco system-053001.dxf
Eco system-053001.dwg

[54]

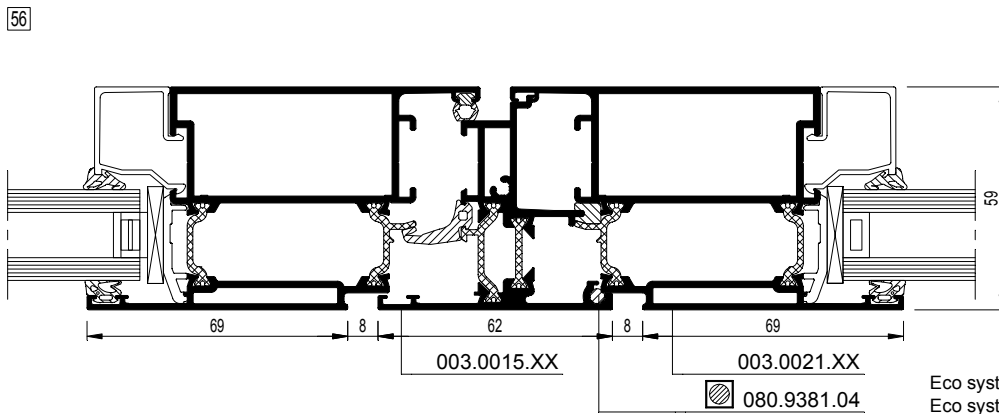
080.9381.04



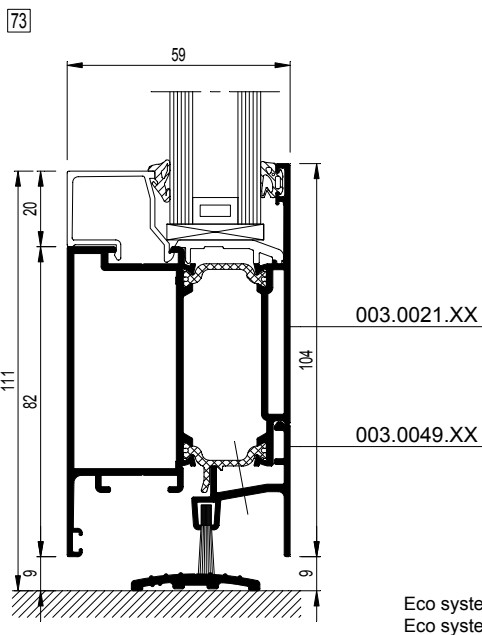
Eco system-054001.dxf
Eco system-054001.dwg



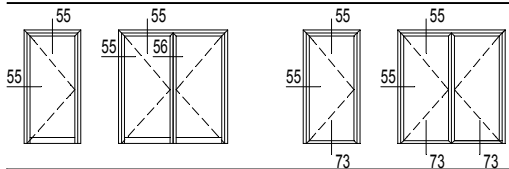
Eco system-055001.dxf
 Eco system-055001.dwg



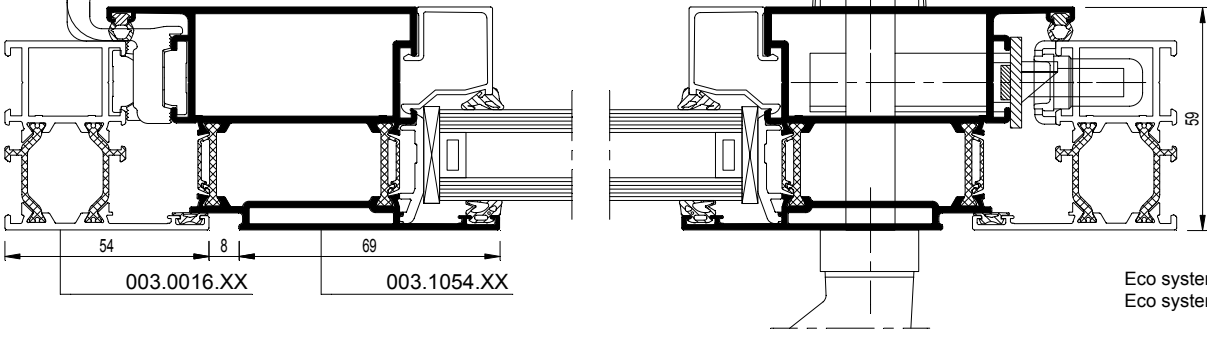
Eco system-056001.dxf
 Eco system-056001.dwg



Eco system-073001.dxf
 Eco system-073001.dwg

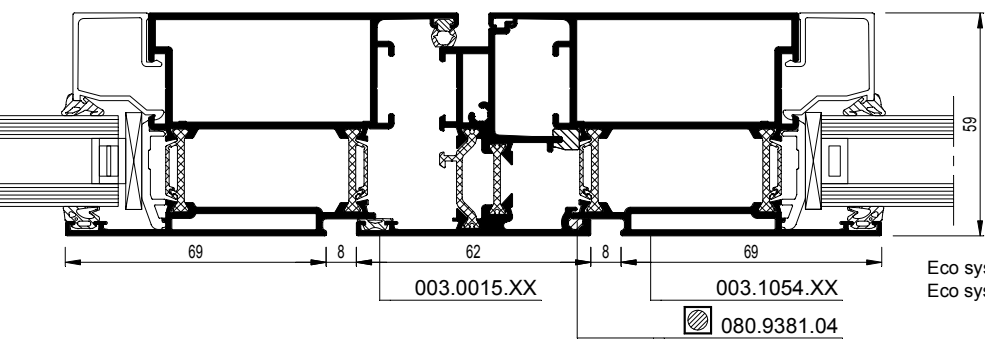


VARIANT
 VARIANTE
 VARIANT
 VARIANTE



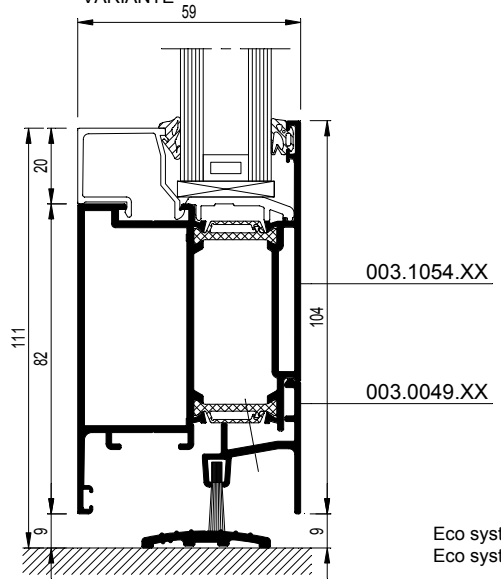
Eco system-055002.dxf
 Eco system-055002.dwg

VARIANT
 VARIANTE
 VARIANT
 VARIANTE

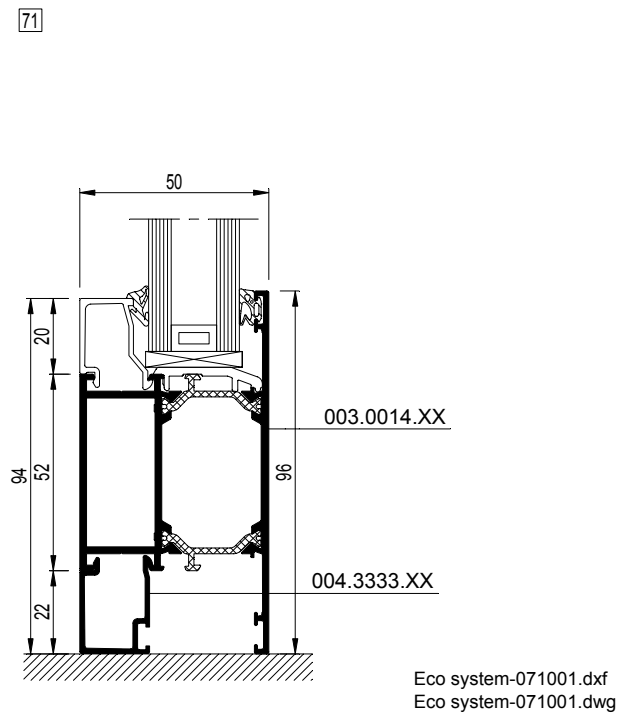
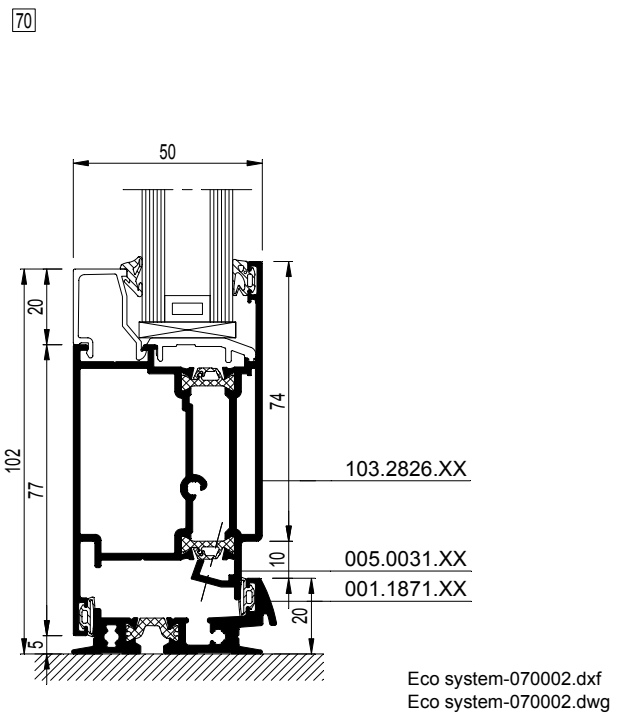
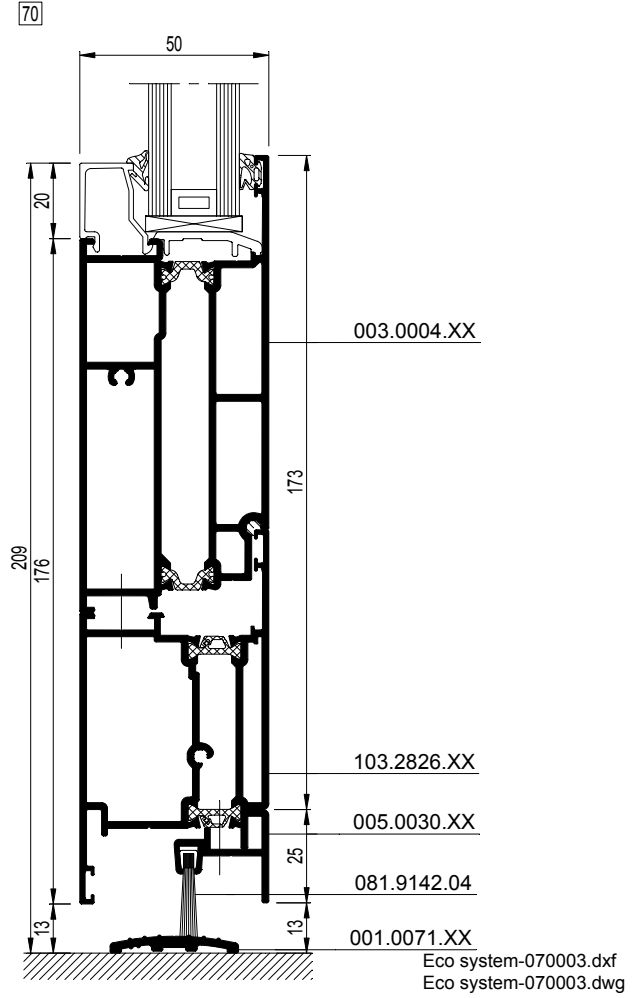
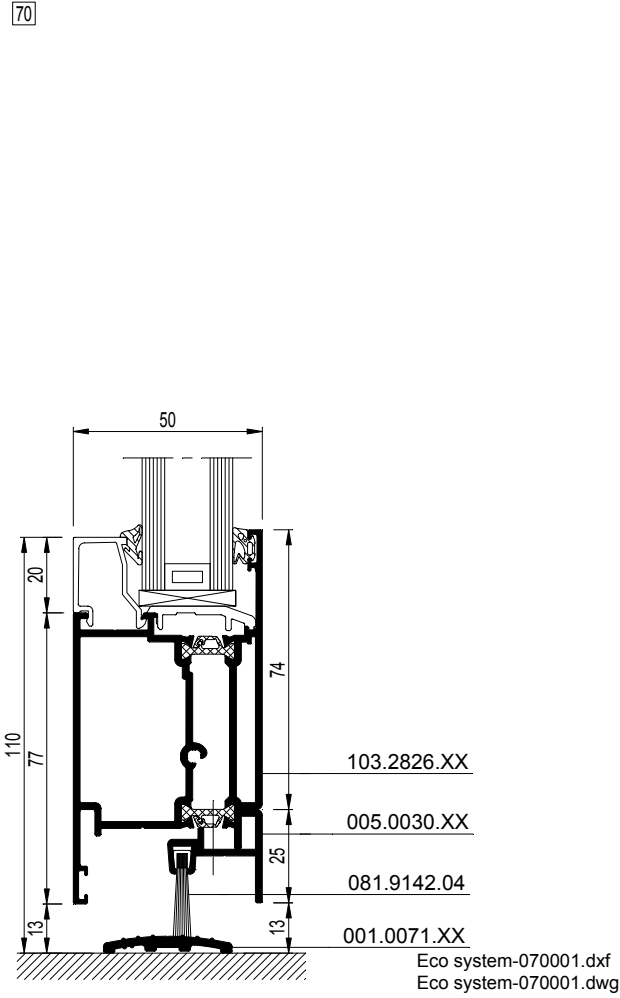
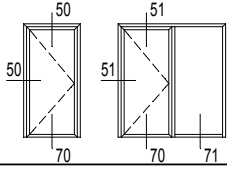


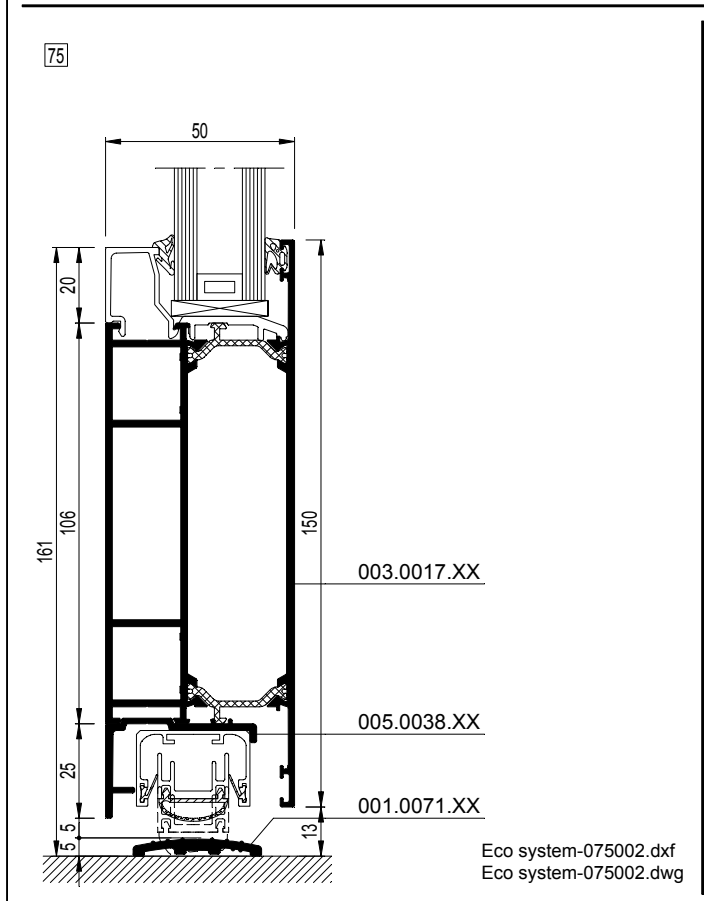
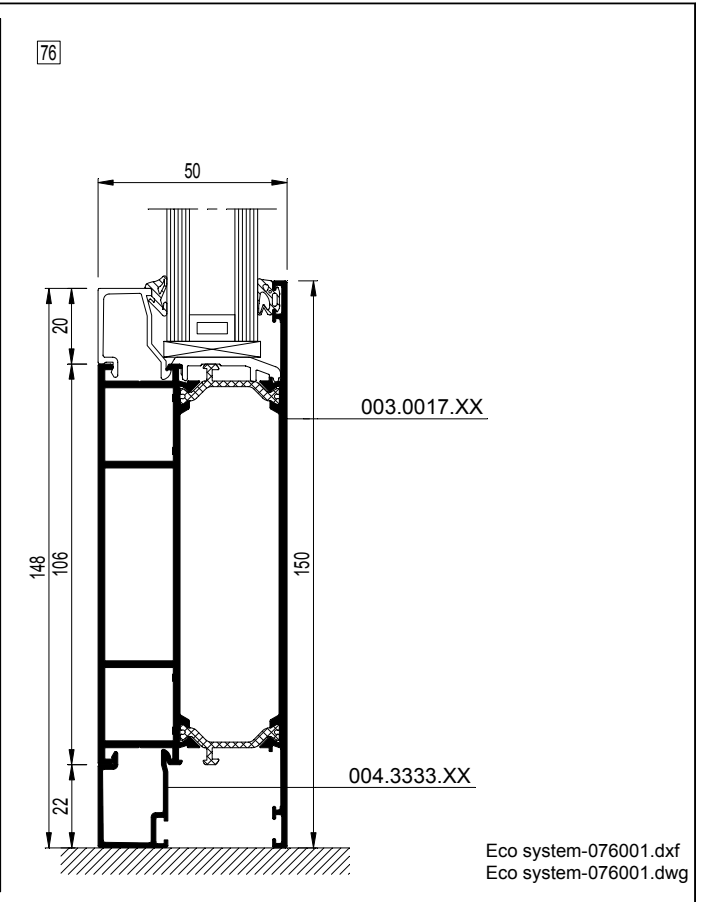
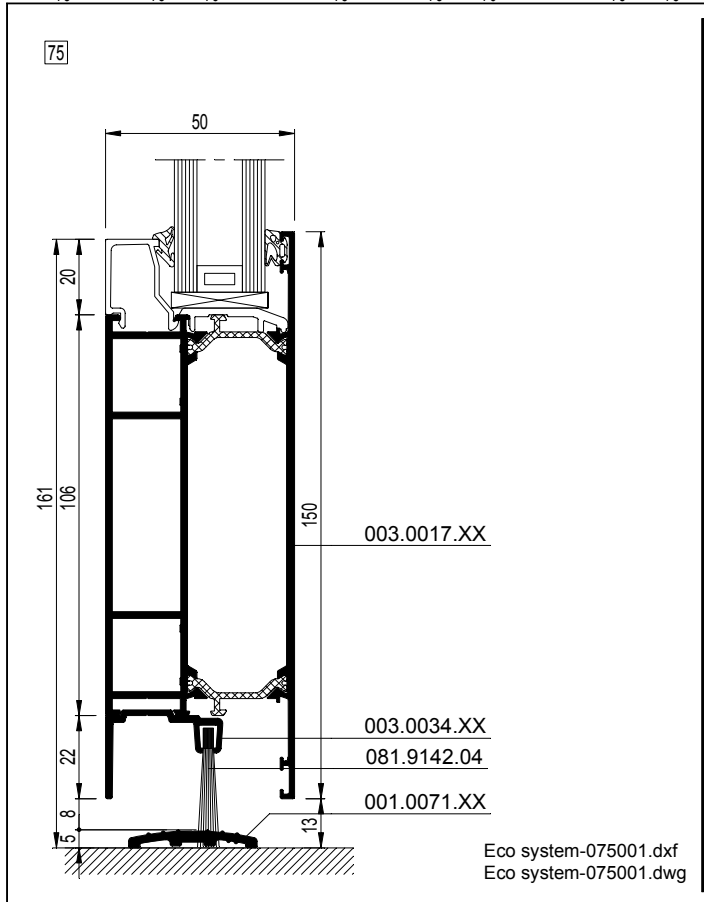
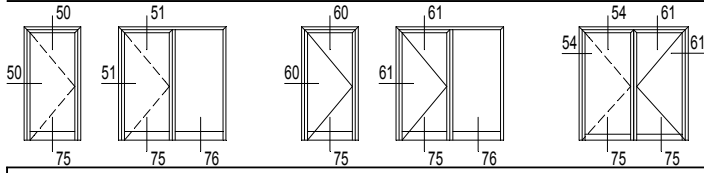
Eco system-056002.dxf
 Eco system-056002.dwg

VARIANT
 VARIANTE
 VARIANT
 VARIANTE



Eco system-073002.dxf
 Eco system-073002.dwg



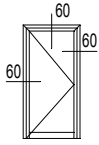


Eco system (doors)

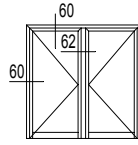


6 Portes ouvrant vers l'extérieur

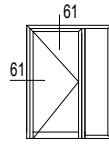
Outward opening doors



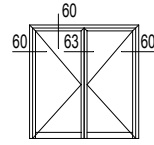
Eco system - 060



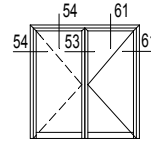
Eco system - 060



Eco system - 060

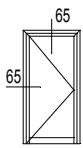


Eco system - 061

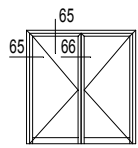


Eco system - 051

Outward opening doors with window profiles

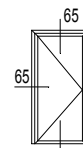


Eco system - 062

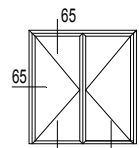


Eco system - 062

... with window profiles

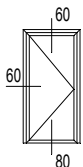


Eco system - 062

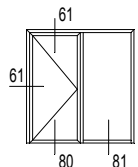


Eco system - 062

Outward opening doors with vent crimped all round

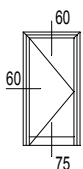


Eco system - 062

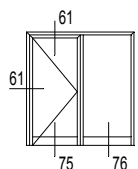


Eco system - 062

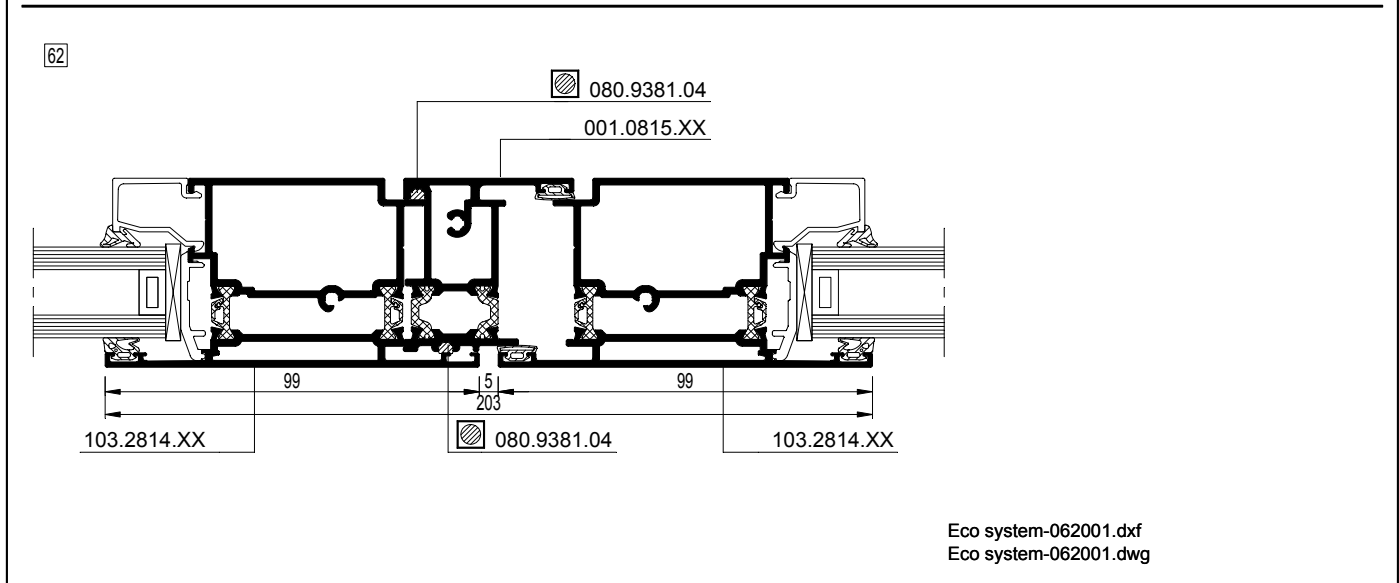
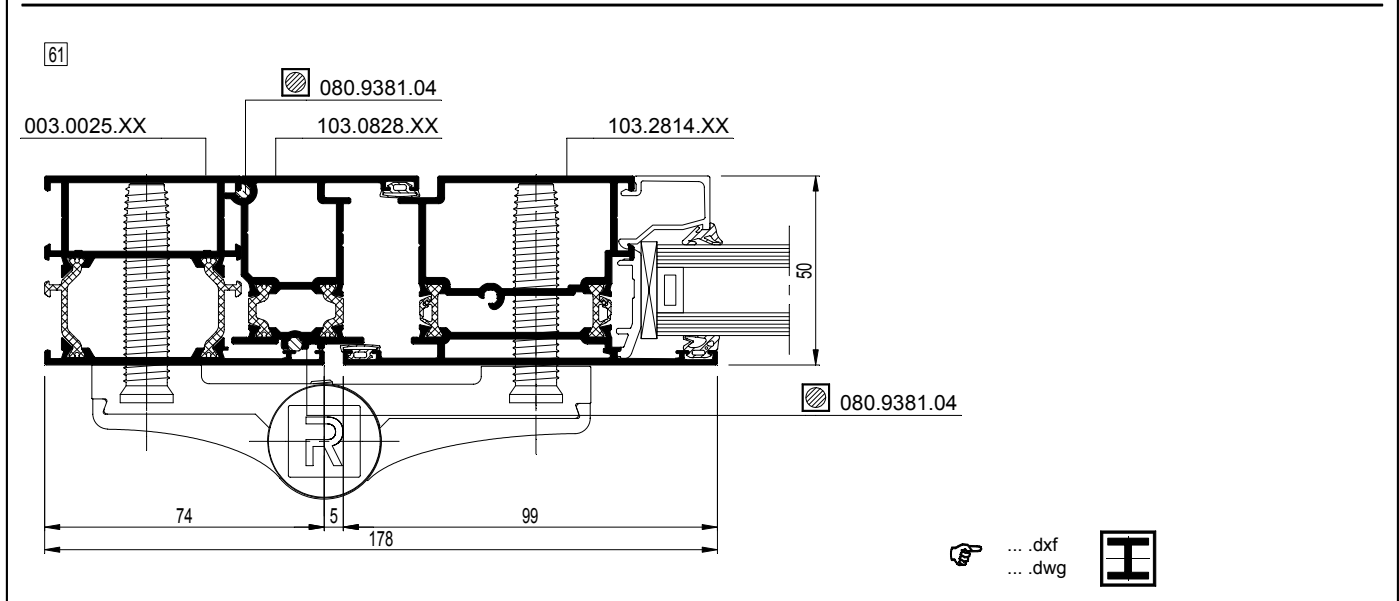
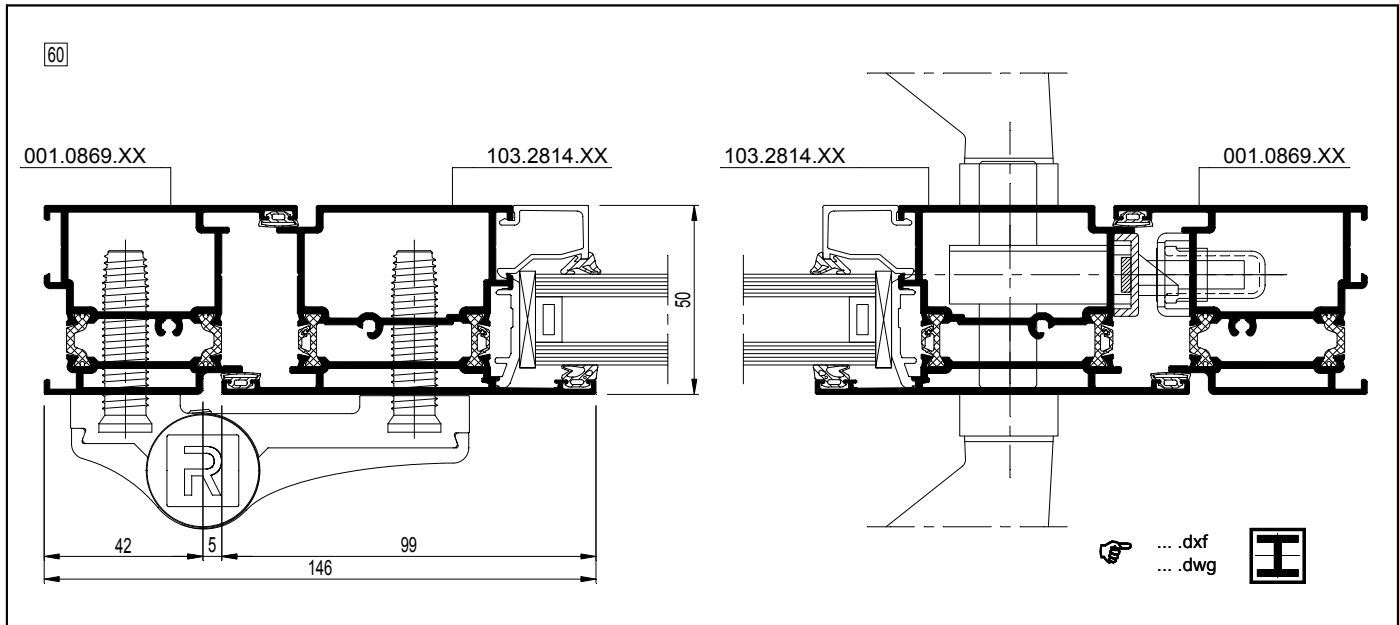
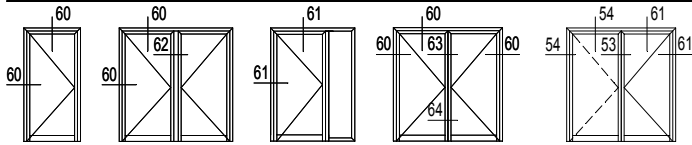
Doors with transom-mullions

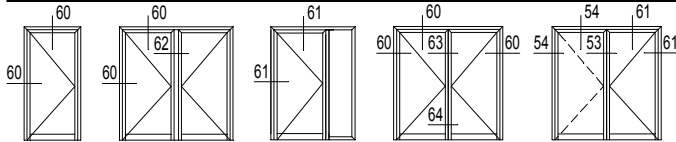


Eco system - 055



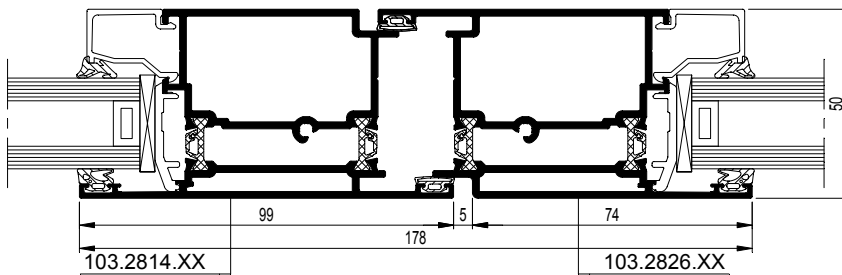
Eco system - 055




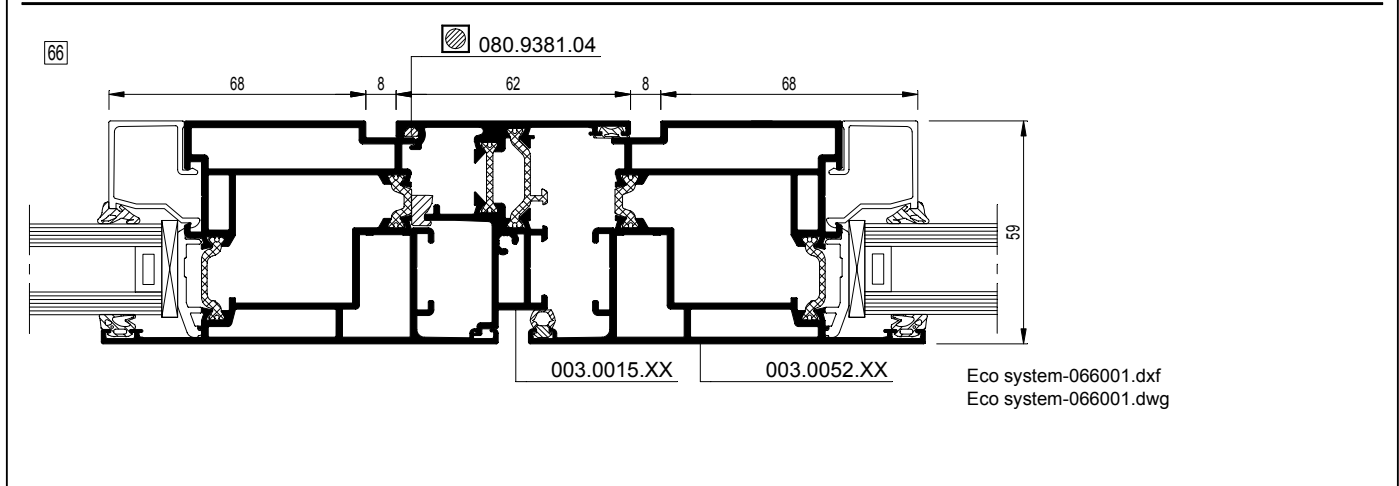
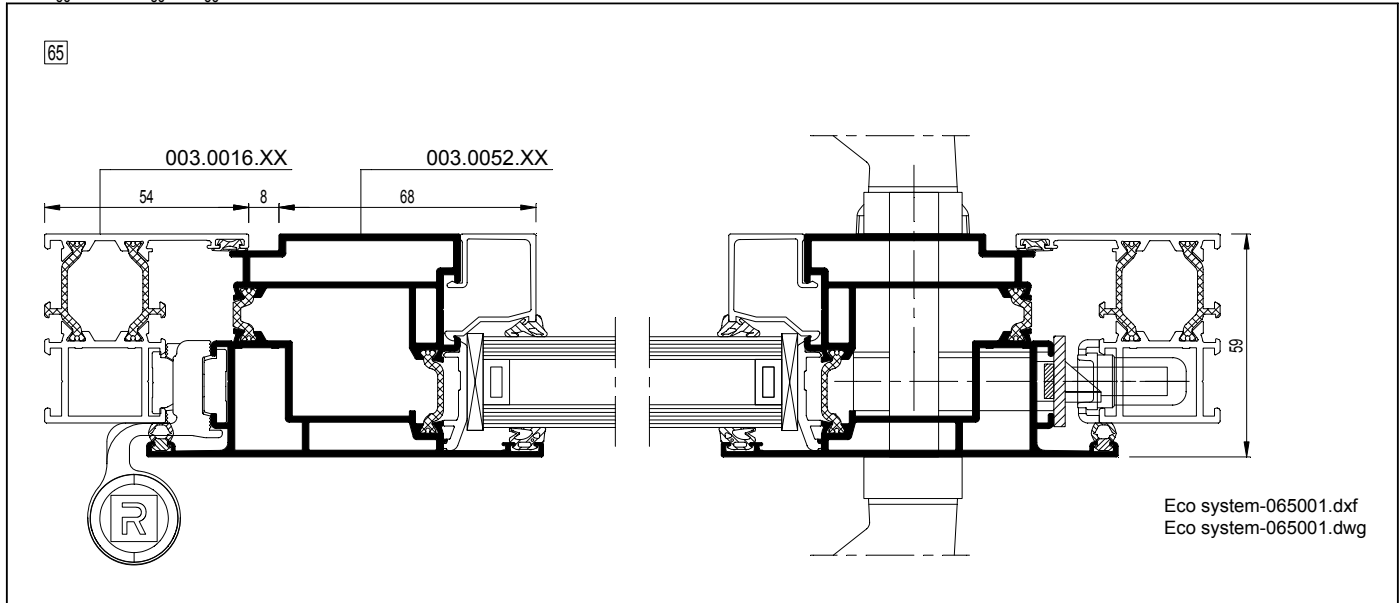
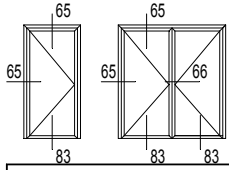


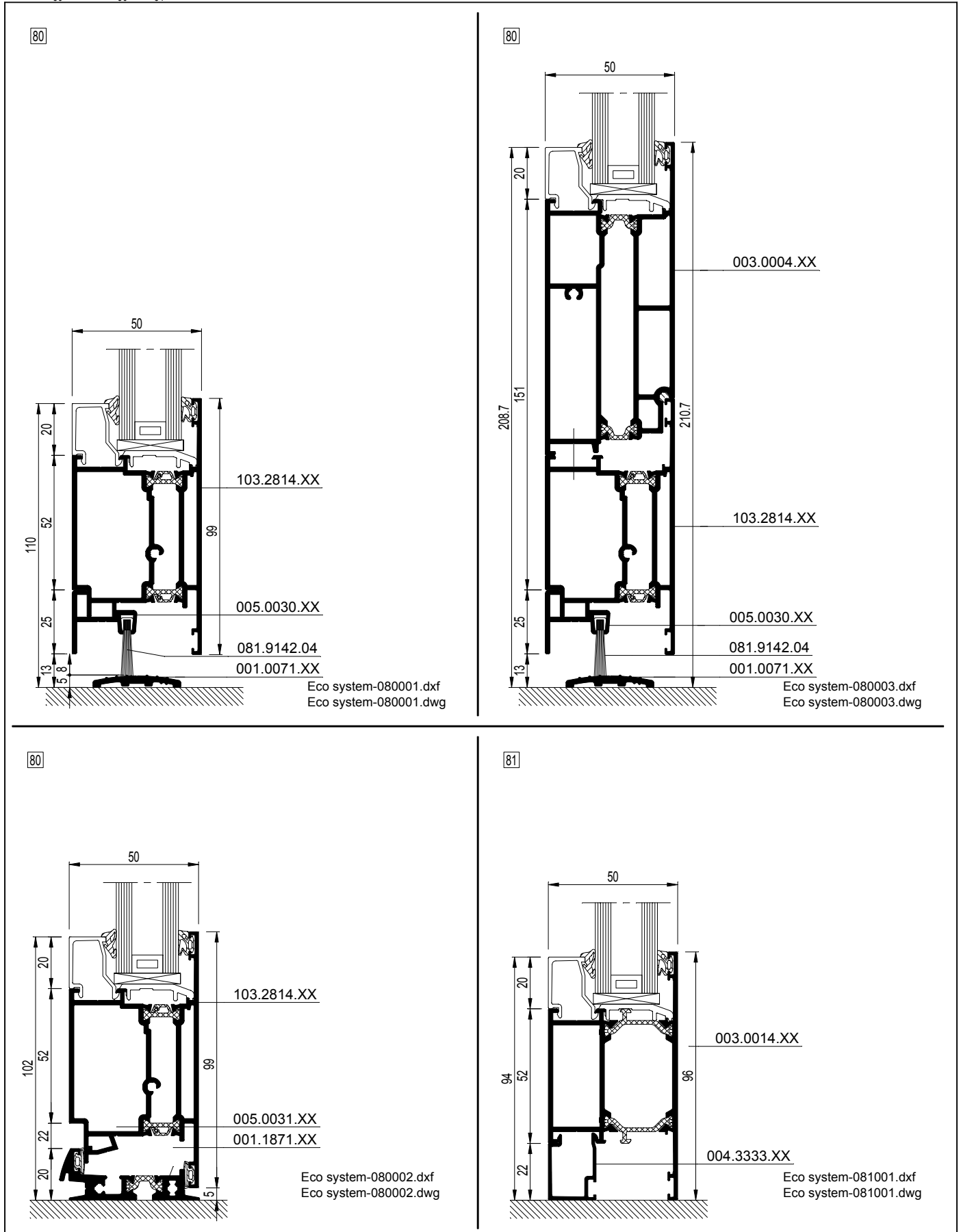
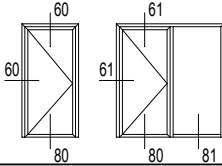
<p>001.0869.XX</p> <p>$I_x = 13.173 \text{ cm}^4$</p> <p>60 Eco system-060001.dxf Eco system-060001.dwg</p>	<p>103.0841.XX</p> <p>$I_x = 14.985 \text{ cm}^4$</p> <p>60 Eco system-060002.dxf Eco system-060002.dwg</p>	<p>003.0025.XX</p> <p>$I_x = 12.815 \text{ cm}^4$</p> <p>61 Eco system-061001.dxf Eco system-061001.dwg</p>	<p>003.0014.XX</p> <p>$I_x = 14.300 \text{ cm}^4$</p> <p>61 Eco system-061002.dxf Eco system-061002.dwg</p>
--	--	--	--


63 ZT



Eco system-053001.dxf
Eco system-053001.dwg



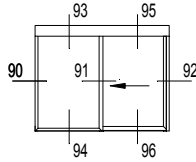




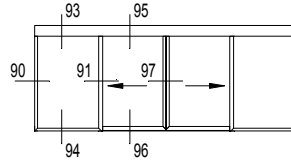


Eco system Automatic Sliding Door

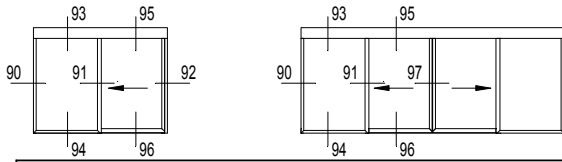
Automatic sliding door



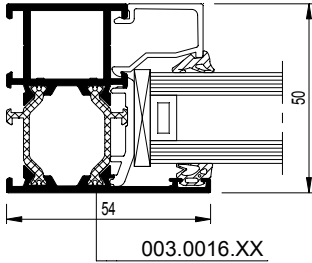
Eco system - 070



Eco system - 070



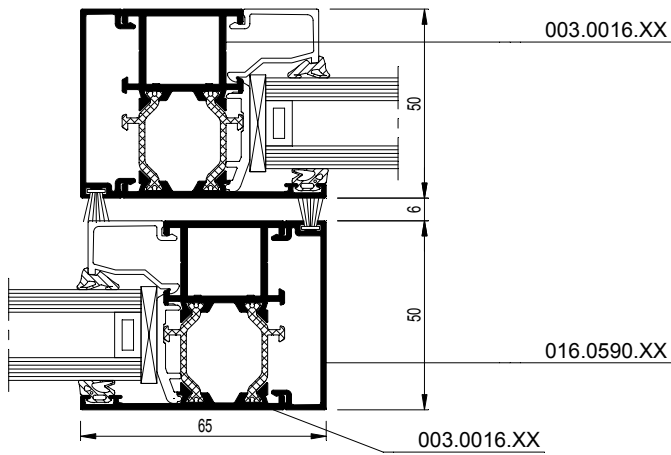
90



003.0016.XX

Eco system-090001.dxf
Eco system-090001.dwg

91



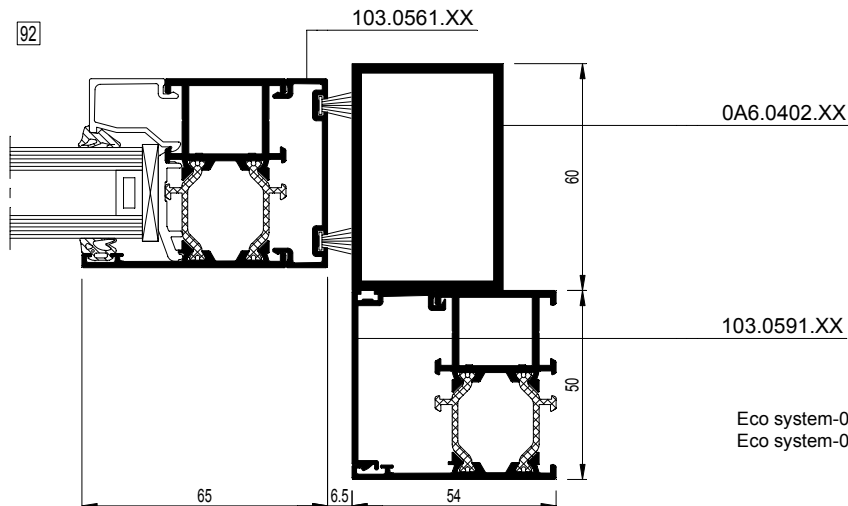
003.0016.XX

016.0590.XX

003.0016.XX

Eco system-091001.dxf
Eco system-091001.dwg

92

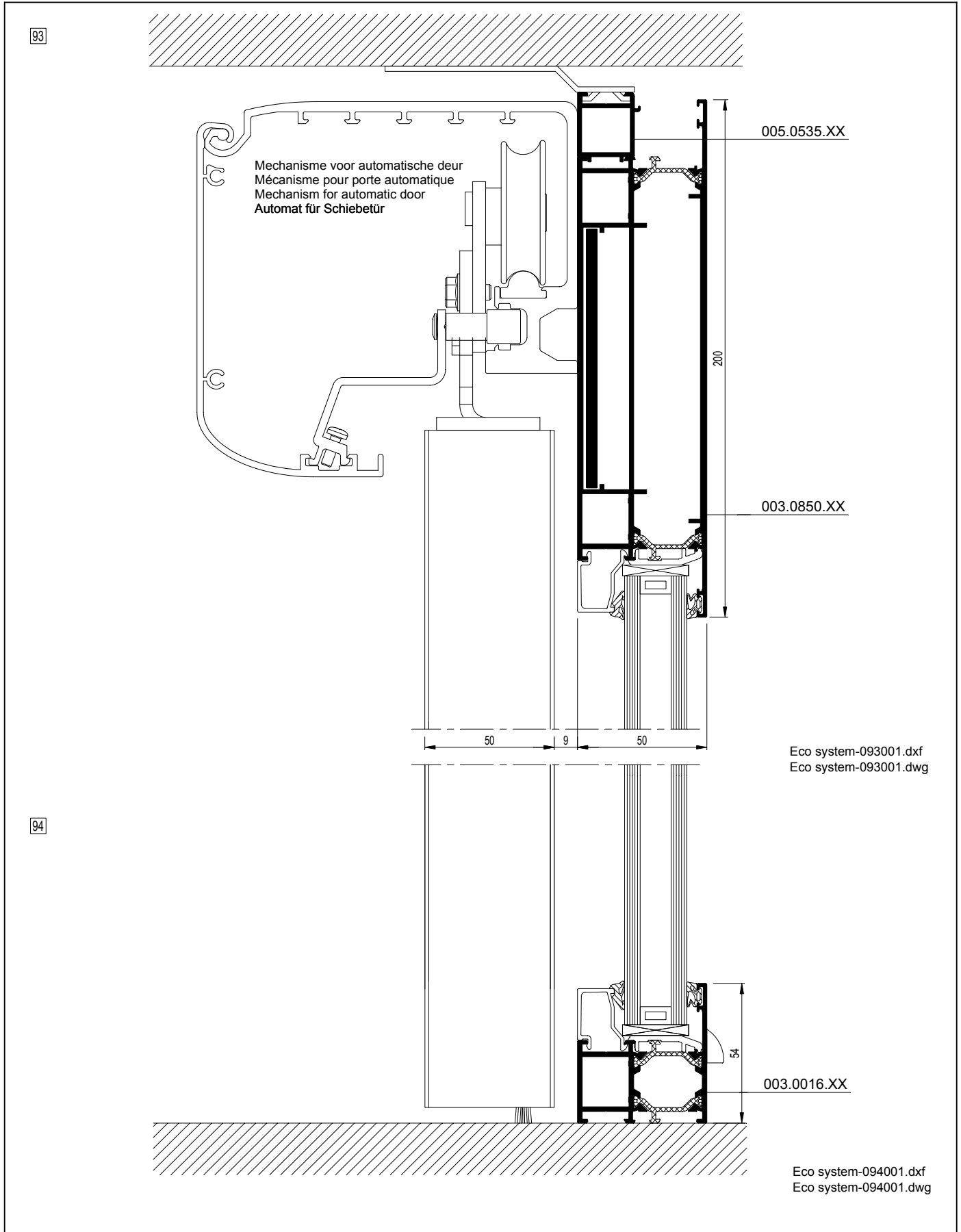
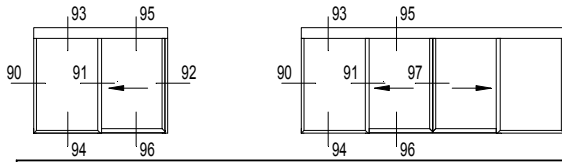


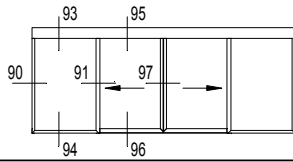
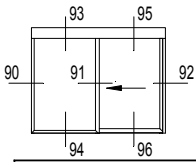
103.0561.XX

0A6.0402.XX

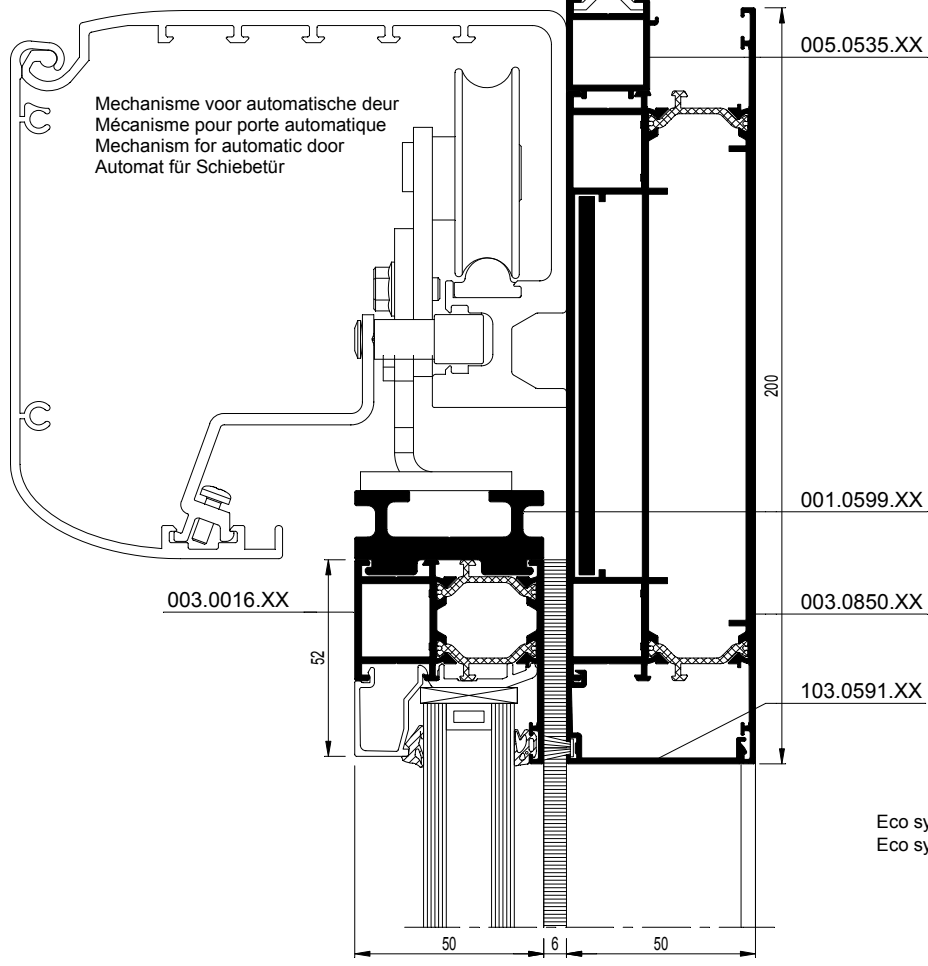
103.0591.XX

Eco system-092001.dxf
Eco system-092001.dwg



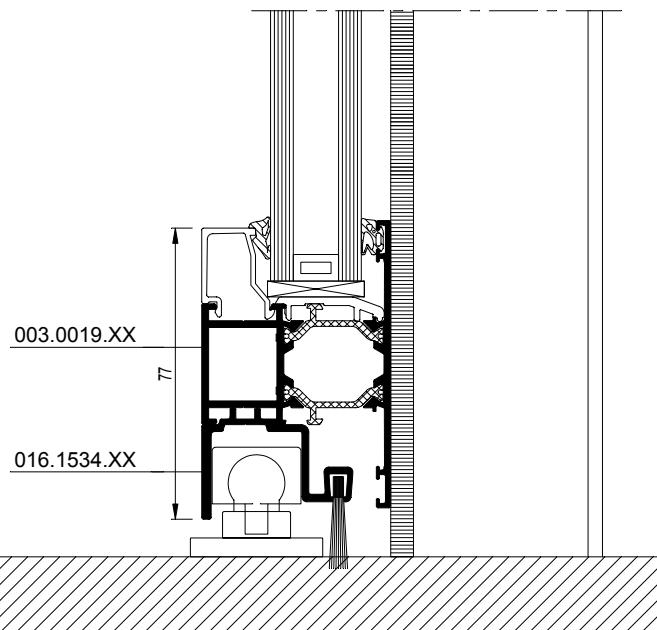


95

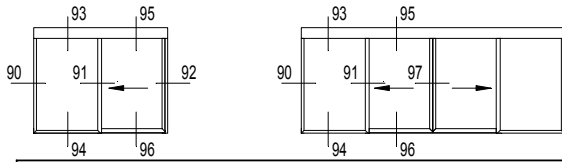


Eco system-095001.dxf
Eco system-095001.dwg

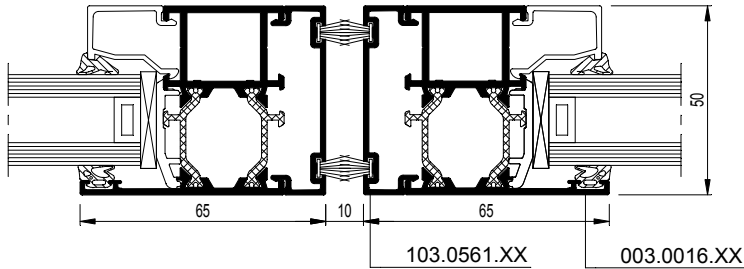
96



Eco system-096001.dxf
Eco system-096001.dwg

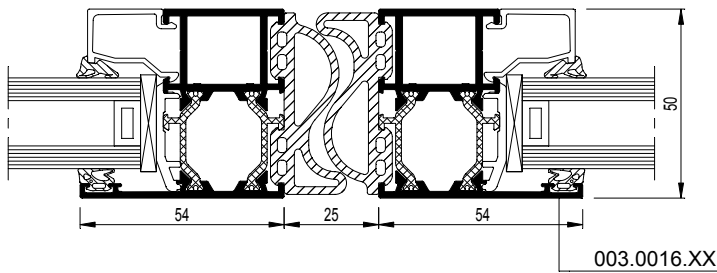


97




Eco system-097001.dxf
Eco system-097001.dwg

97



VARIANT met vingerbeveiliging
VARIANTE avec anti-pince-doigts
VARIANT with finger protection
VARIANTE mit Fingerschutz

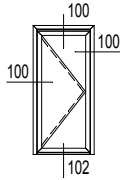
Eco system-097002.dxf
Eco system-097002.dwg



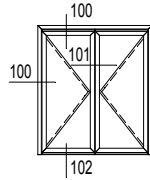


Eco system Swing Door

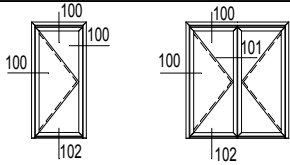
Swing door with woolpile



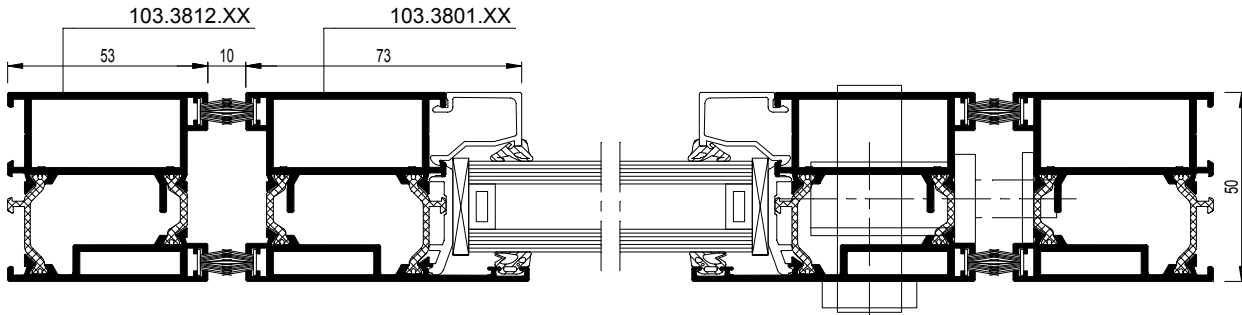
Eco system - 080



Eco system - 080



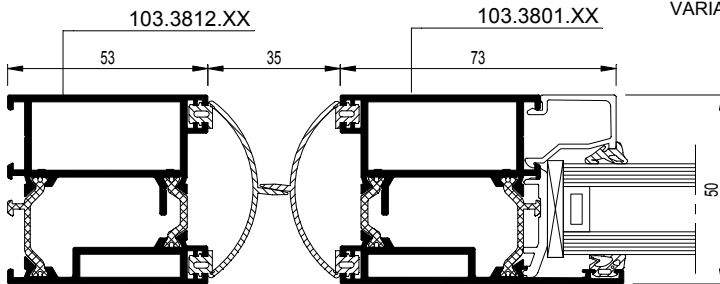
100



Eco system-100001.dxf
 Eco system-100001.dwg

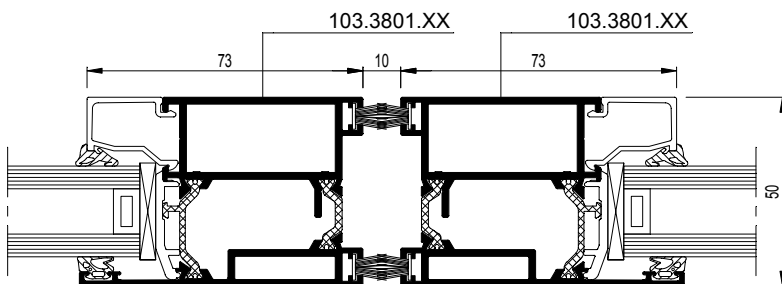
100

VARIANT met vingerbeveiliging
 VARIANTE avec anti-pince-doigts
 VARIANT with finger protection
 VARIANTE mit Fingerschutz

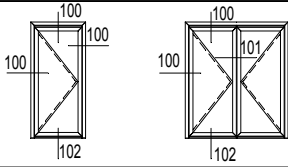


Eco system-100002.dxf
 Eco system-100002.dwg

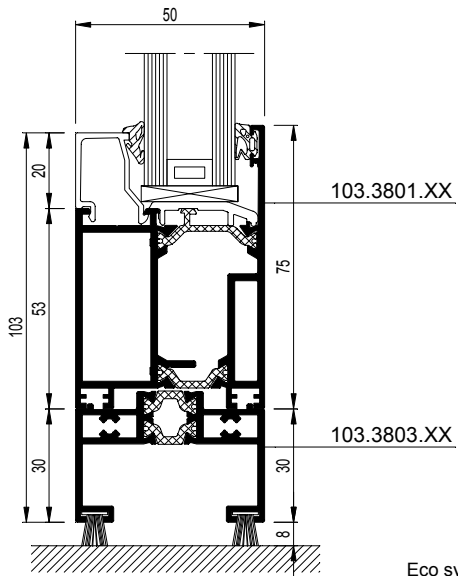
101




Eco system-101001.dxf
 Eco system-101001.dwg



102



Eco system-102001.dxf
Eco system-102001.dwg





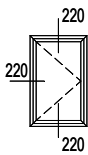
Eco system Anti-burglary Proof

Overview test reports

Eco system - 100

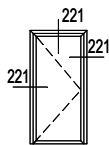
Opening elements

Windows



Eco system - 103

Doors



Eco system - 103















(*) Min/max afmetingen geldig voor beslag inbouw,
Min/max afmetingen in functie van het systeem

 systeem catalogo





(*) Dimensions min./max. variables pour l'encastrement d'accessoires,
Dimensions min./max. en fonction du système


 catalogue système


WK II RAMEN / FENETRES / WINDOWS / FENSTER















































TYPE OF ELEMENT	SYSTEM	STANDARD	REPORT NUMBER
	Eco system	ENV 1627 NEN 5096	KOMO Certificate 10.11.104.14 Conformity SKG SKG / JDI / (jme / 1.0672) Du
  	Eco system	ENV 1627 NEN 5096	KOMO Certificate 10.11.104.14 Conformity SKG SKG / JDI / (jme / 1.0672) Du
  	Eco system	ENV 1627 NEN 5096	KOMO Certificate 10.11.104.14 Conformity SKG SKG / JDI / (jme / 1.0672) Du
  	Eco system	ENV 1627 NEN 5096	KOMO Certificate 10.11.104.14 Conformity SKG SKG / JDI / (jme / 1.0672) Du
  	Eco system	ENV 1627 NEN 5096	KOMO Certificate 10.11.104.14 Conformity SKG SKG / JDI / (jme / 1.0672) Du
	Eco system	ENV 1627 NEN 5096	KOMO Certificate 10.11.104.14 - SKG / 06.167 Du


WK II RAAMDEUREN / PORTE-FENETRES / WINDOWS-DOORS / FENSTERTUEREN

TYPE OF ELEMENT	SYSTEM	STANDARD	REPORT NUMBER
	Eco system	ENV 1627 NEN 5096	KOMO Certificate 10.11.104.14 Conformity SKG SKG / JDI / (jme / 1.0672) Du
	Eco system	ENV 1627 NEN 5096	KOMO Certificate 10.11.104.14 Conformity SKG SKG / JDI / (jme / 1.0672) Du
	Eco system	ENV 1627 NEN 5096	KOMO Certificate 10.11.104.14 Conformity SKG SKG / JDI / (jme / 1.0672) Du
	Eco system	ENV 1627 NEN 5096	KOMO Certificate 10.11.104.14 Conformity SKG SKG / JDI / (jme / 1.0672) Du

(*) Min- and max. sizes valid for building in of accessories,
Min- and max. sizes in function of the system  system catalogue

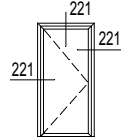
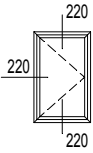
(*) Minimal- und maximalabmessungen für Einbau von Zubehör,
Minimal- und Maximalabmessungen in funktion von System  system katalog

ANTI-BURGLAR PROF.	ANTI-BURGLAR ACC.	SUPPLIER	MIN/MAX CERT. DIMENSION (*)	
			FBmin: 250MM FHmin: 150MM	FBmax: --- FHmax: ---
	 	Sobinco	FBmin: 450MM FHmin: 700MM	FBmax: 1600MM FHmax: 2200MM
	 	Siegenia	FBmin: 1200MM FHmin: 1280MM	FBmax: 1440MM FHmax: 1536MM
	 	Sobinco	FBmin: 700MM FHmin: 450MM	FBmax: 1800MM FHmax: 1200MM
	 	Sobinco	FBmin: 500MM FHmin: 700MM	FBmax: 1600MM FHmax: 2200MM
	 	Sobinco	FBmin: 500MM FHmin: 700MM	FBmax: 1600MM FHmax: 2200MM
	 	Siegenia	FBmin: 1200MM FHmin: 1280MM	FBmax: 1440MM FHmax: 1536MM
	 	Sobinco	FBmin: 450MM FHmin: 700MM	FBmax: 1600MM FHmax: 2200MM
				
	 	Sobinco	FBmin: 450MM FHmin: 700MM	FBmax: 1225MM FHmax: 1500MM
	 	Sobinco Sobinco	FBmin: ---MM FHmin: ---MM	FBmax: 1030MM FHmax: 2600MM
	 	Fapim Sobinco		
	 	Sobinco Sobinco	FBmin: ---MM FHmin: ---MM	FBmax: 1030MM FHmax: 2600MM
	 	Fapim Sobinco		
	  	Sobinco Sobinco	FBmin: ---MM FHmin: ---MM	FBmax: 1030MM FHmax: 2600MM
	 	Fapim Sobinco		
	  	Sobinco Sobinco	FBmin: ---MM FHmin: ---MM	FBmax: 1030MM FHmax: 2600MM
	 	Fapim Sobinco		

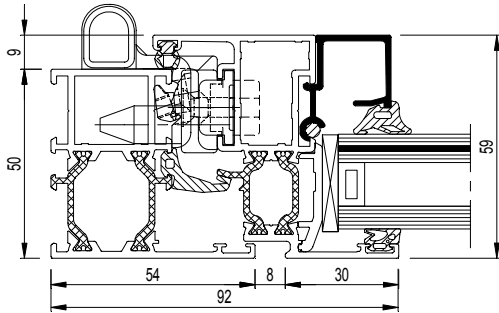


Eco system-AP

Opengaanse elementen
Éléments ouvrants
Opening elements
Öffnende Elemente

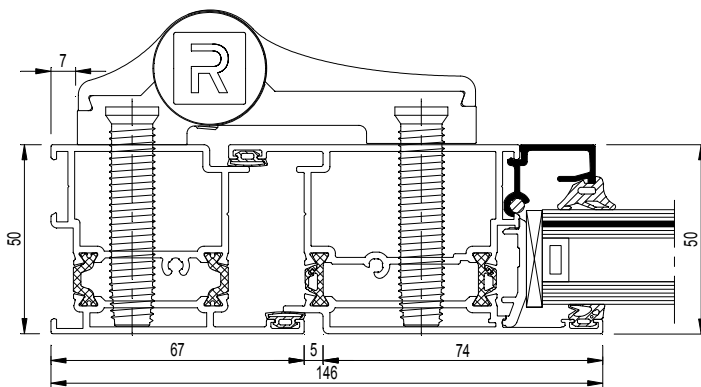


220




Eco system-220001.dxf
Eco system-220001.dwg

221



Eco system-221001.dxf
Eco system-221001.dwg



Eco system



Connections with other systems

CW 50 - Eco system

Eco system - CN002

CP 130

Eco system - CN003

CP 130-LS

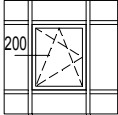
Eco system - CN003

CP 155

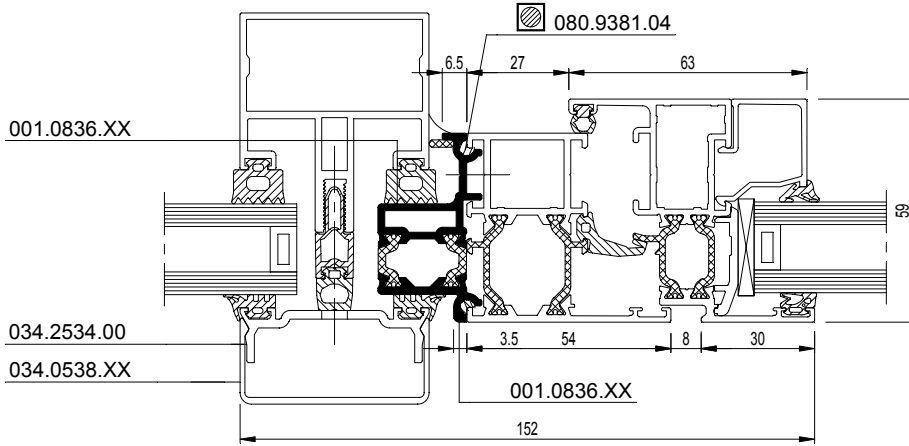
Eco system - CN004

CR 120

Eco system - CN005

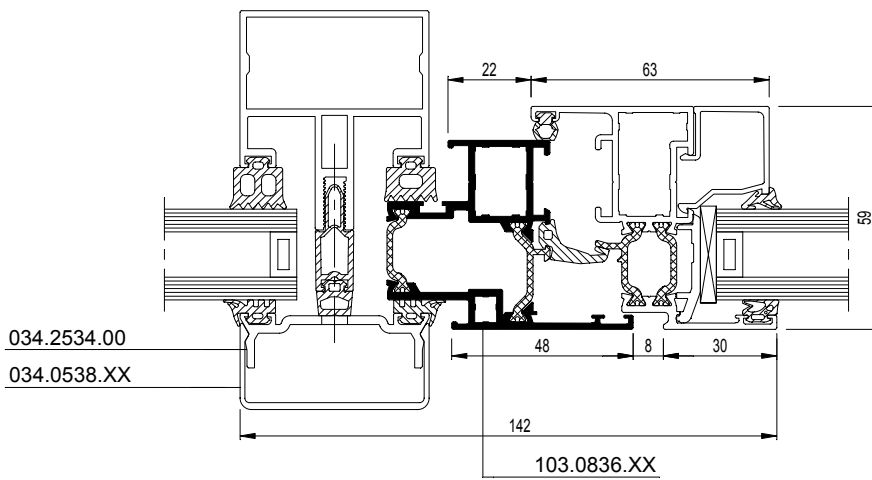


200

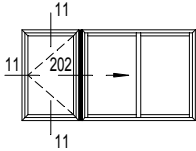


Eco system-200001.dxf
 Eco system-200001.dwg

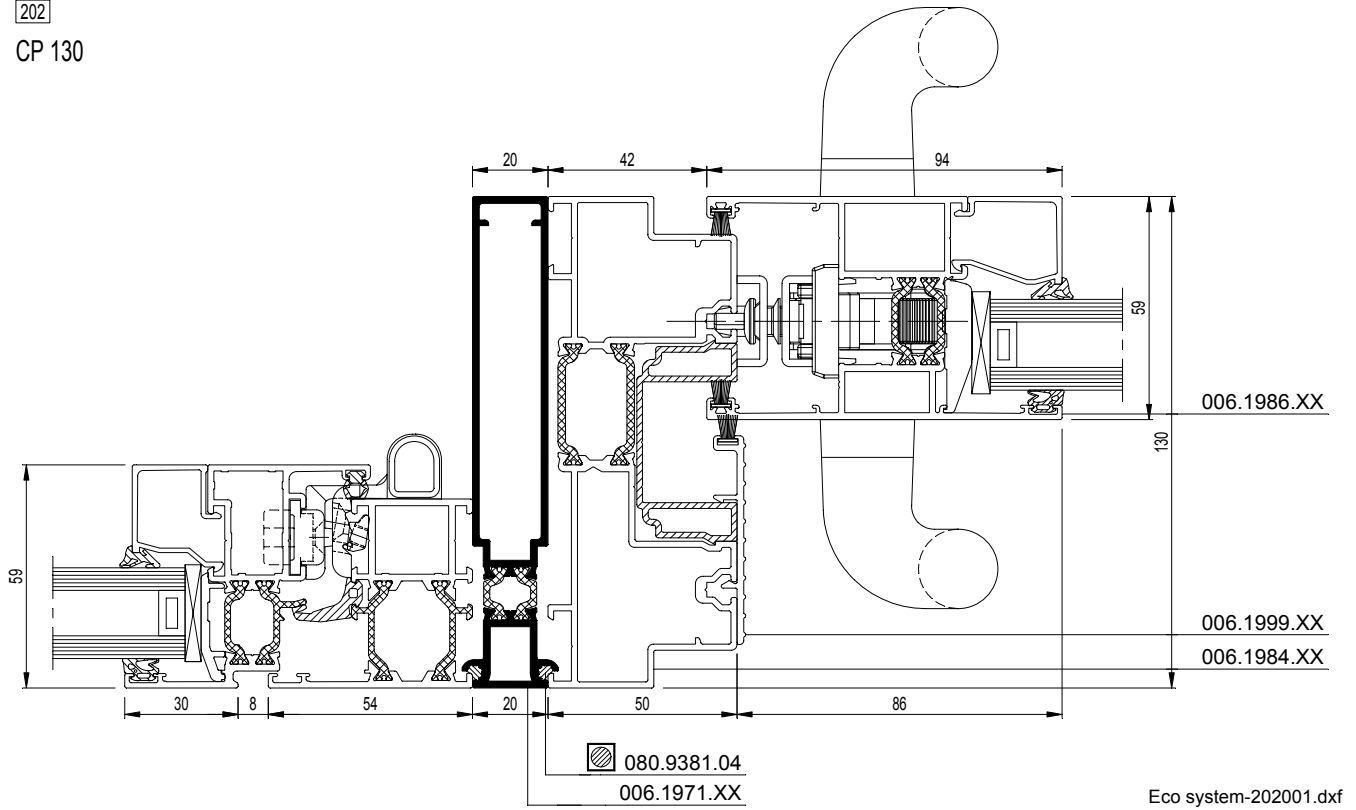
200



Eco system-200002.dxf
 Eco system-200002.dwg

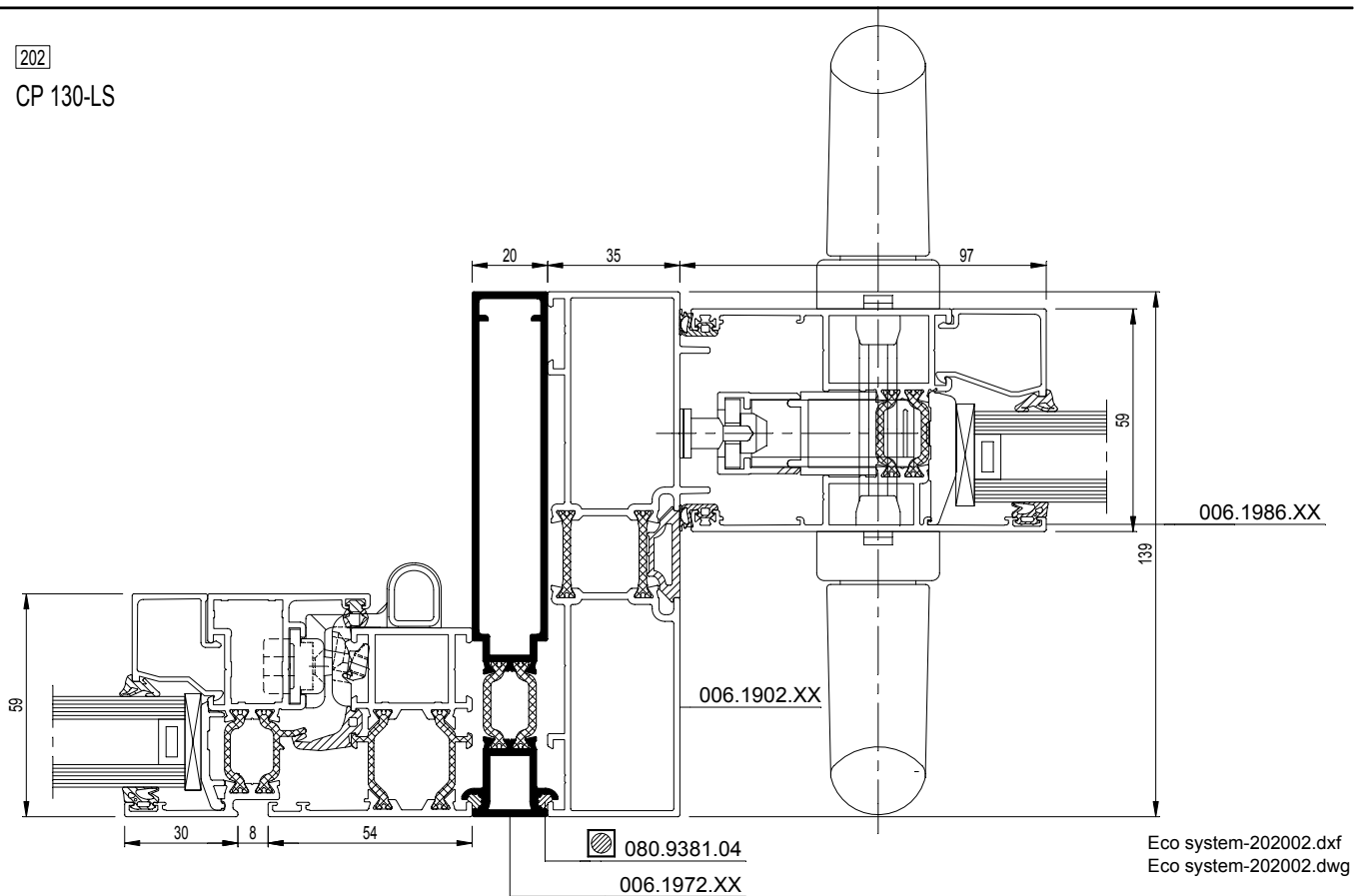


202
 CP 130

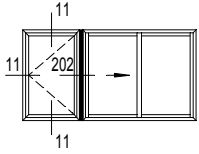


Eco system-202001.dxf
 Eco system-202001.dwg

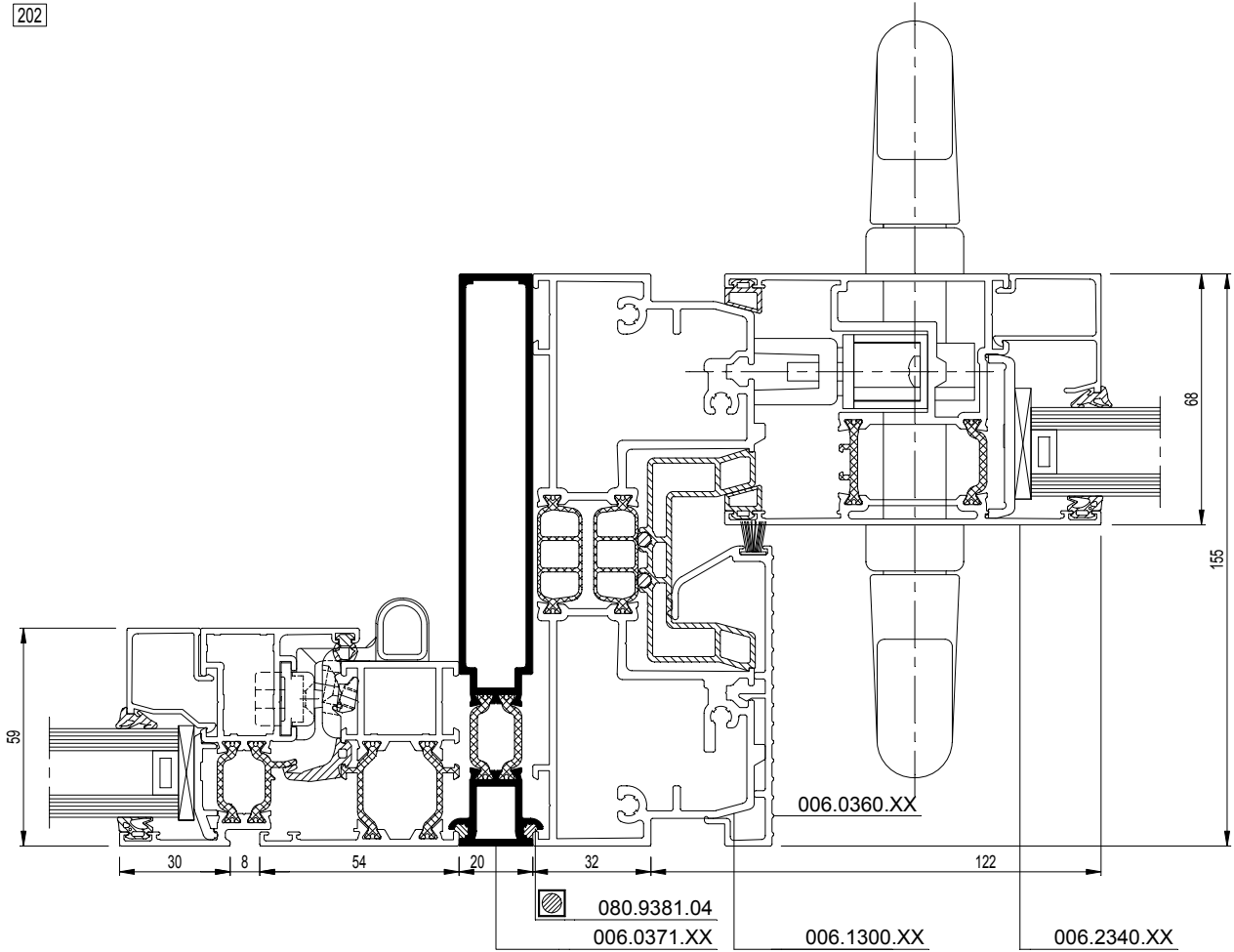
202
 CP 130-LS



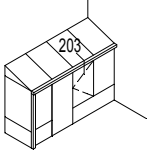
Eco system-202002.dxf
 Eco system-202002.dwg



202



Eco system-202004.dxf
 Eco system-202004.dwg



203

